

CORNWALL CENTRAL SCHOOL DISTRICT  
CORNWALL, NEW YORK

AUDIT REPORT FOR THE YEAR ENDED  
JUNE 30, 2019  
INCLUDING REPORTS ON FEDERAL AWARDS  
AND EXTRACLASSROOM ACTIVITY FUNDS

CORNWALL CENTRAL SCHOOL DISTRICT  
CORNWALL, NEW YORK  
JUNE 30, 2019  
TABLE OF CONTENTS

<u>SCHEDULE NUMBER</u>		<u>PAGE</u>
	<b>Independent Auditor's Report</b>	1 - 3
	<b>Management Discussion and Analysis</b>	4 - 14
	<b>Basic Financial Statements</b>	
1	Statement of Net Position	15
2	Statement of Activities	16
3	Balance Sheet - Governmental Funds	17
4	Reconciliation of Governmental Funds Balance Sheet to the Statement of Net Position	18
5	Statement of Revenues, Expenditures and Changes in Fund Balances - Governmental Funds	19
6	Reconciliation of Governmental Funds Statement of Revenues, Expenditures and Changes in Fund Balances to the Statement of Activities	20
7	Statement of Fiduciary Net Position – Fiduciary Funds	21
8	Statement of Changes in Fiduciary Net Position - Fiduciary Funds	22
	Notes to Financial Statements	23 - 66
	<b>Required Supplementary Information</b>	
SS-1	Schedule of Changes in the District's Total OPEB Liability and Related Ratios	67
SS-2	Schedule of Revenues, Expenditures and Changes in Fund Balance - Budget and Actual - General Fund	68 - 69
SS-3	Schedule of the District's Proportionate Share of the Net Pension Liability	70
SS-4	Schedule of District Contributions	71
	<b>Supplementary Information</b>	
SS-5	Schedule of Change from Adopted Budget to Final Budget and the Real Property Tax Limit - General Fund	72
SS-6	Schedule of Capital Projects Fund - Project Expenditures and Financing Resources	73
SS-7	Net Investment in Capital Assets	74
	<b>Federal Award Program Information</b>	
	Independent Auditor's Report on Internal Control over Financial Reporting and on Compliance and Other Matters Based on an Audit of the Financial Statements Performed in Accordance with <i>Government Auditing Standards</i>	75 - 76
	Independent Auditor's Report on Compliance for Each Major Program and on Internal Control over Compliance Required by the Uniform Guidance	77 - 78
	Schedule of Expenditures of Federal Awards	79
	Notes to the Schedule of Expenditures of Federal Awards	80
	Schedule of Findings and Questioned Costs	81
	<b>Extraclassroom Activity Fund</b>	
	Independent Auditor's Report	82 - 83
	Statement of Assets, Liabilities and Fund Balance - Cash Basis	84
	Summary of Receipts and Disbursements - Cash Basis	85
	Notes to Financial Statements	86



**Nugent & Haeussler, P.C.**  
CERTIFIED PUBLIC ACCOUNTANTS  
ESTABLISHED 1925

101 Bracken Road  
Montgomery, New York 12549  
Tel (845) 457-1100  
Fax (845) 457-1160  
e-mail: nh@nhcpas.com

## INDEPENDENT AUDITOR'S REPORT

To the President and Members  
of the Board of Education of  
Cornwall Central School District  
Cornwall, New York

### **Report on the Financial Statements**

We have audited the accompanying financial statements of the governmental activities, each major fund, and the aggregate remaining fund information of the Cornwall Central School District, as of and for the year ended June 30, 2019, and the related notes to the financial statements, which collectively comprise the Cornwall Central School District's basic financial statements as listed in the table of contents.

### **Management's Responsibility for the Financial Statements**

Management is responsible for the preparation and fair presentation of these financial statements in accordance with accounting principles generally accepted in the United States of America; this includes the design, implementation, and maintenance of internal control relevant to the preparation and fair presentation of financial statements that are free from material misstatement, whether due to fraud or error.

### **Auditor's Responsibility**

Our responsibility is to express opinions on these financial statements based on our audit. We conducted our audit in accordance with auditing standards generally accepted in the United States of America and the standards applicable to financial audits contained in *Government Auditing Standards*, issued by the Comptroller General of the United States. Those standards require that we plan and perform the audit to obtain reasonable assurance about whether the financial statements are free from material misstatement.

An audit involves performing procedures to obtain audit evidence about the amounts and disclosures in the financial statements. The procedures selected depend on the auditor's judgment, including the assessment of the risks of material misstatement of the financial statements, whether due to fraud or error. In making those risk assessments, the auditor considers internal control relevant to the entity's preparation and fair presentation of the financial statements in order to design audit procedures that are appropriate in the circumstances, but not for the purpose of expressing an opinion on the effectiveness of the entity's internal control. Accordingly, we express no such opinion. An audit also includes evaluating the appropriateness of accounting policies used and the reasonableness of significant accounting estimates made by management, as well as evaluating the overall presentation of the financial statements.

We believe that the audit evidence we have obtained is sufficient and appropriate to provide a basis for our audit opinions.

Peter J. Bullis, CPA, FACFEI, DABFA  
Norman M. Sassi, CPA  
Christopher E. Melley, CPA  
Gary C. Theodore, CPA  
Julia R. Fraino, CPA  
William T. Trainor, CPA  
Mark M. Levy, CPA, CFP  
Thomas R. Busse, Jr., CPA  
Brent T. Napoleon, CPA  
Jennifer L. Capicchioni, CPA  
Patrick M. Bullis, CPA  
Justin B. Wood, CPA

Richard P. Capicchioni, CPA  
Walter J. Jung, CPA  
Jennifer A. Traverse, CPA

**Opinions**

In our opinion, the financial statements referred to above present fairly, in all material respects, the respective financial position of the governmental activities, each major fund, and the fiduciary funds of the Cornwall Central School District as of June 30, 2019, and the respective changes in financial position for the year then ended in accordance with accounting principles generally accepted in the United States of America.

**Other Matters***Required Supplementary Information*

Accounting principles generally accepted in the United States of America require that the management's discussion and analysis and required supplementary information on pages 4 through 14 and 67 through 71 be presented to supplement the basic financial statements. Such information, although not a part of the basic financial statements, is required by the Governmental Accounting Standards Board, who considers it to be an essential part of financial reporting for placing the basic financial statements in an appropriate operational, economic, or historical context. We have applied certain limited procedures to the required supplementary information in accordance with auditing standards generally accepted in the United States of America, which consisted of inquiries of management about the methods of preparing the information and comparing the information for consistency with management's responses to our inquiries, the basic financial statements, and other knowledge we obtained during our audit of the basic financial statements. We do not express an opinion or provide any assurance on the information because the limited procedures do not provide us with sufficient evidence to express an opinion or provide any assurance.

*Other Information*

Our audit was conducted for the purpose of forming opinions on the financial statements that collectively comprise the Cornwall Central School District's basic financial statements. The supplemental schedules on pages 72 through 74 are required by the New York State Education Department and are presented for purposes of additional analysis and are not a required part of the basic financial statements. The schedule of expenditures of federal awards is presented for purposes of additional analysis as required by Title 2 U.S. *Code of Federal Regulations* Part 200, *Uniform Administrative Requirements, Cost Principles and Audit Requirements for Federal Awards*, and is also not a required part of the basic financial statements.

The supplemental schedules on pages 72 through 74 and the schedule of expenditures of federal awards are the responsibility of management and were derived from and relate directly to the underlying accounting and other records used to prepare the basic financial statements. Such information has been subjected to the auditing procedures applied in the audit of the basic financial statements and certain additional procedures, including comparing and reconciling such information directly to the underlying accounting and other records used to prepare the basic financial statements or to the basic financial statements themselves, and other additional procedures in accordance with auditing standards generally accepted in the United States of America. In our opinion, supplemental schedules on pages 72 through 74 and the schedule of expenditures of federal awards are fairly stated in all material respects in relation to the basic financial statements as a whole.

**Other Reporting Required by *Government Auditing Standards***

In accordance with *Government Auditing Standards*, we have also issued our report dated September 30, 2019, on our consideration of the Cornwall Central School District's internal control over financial reporting and on our tests of its compliance with certain provisions of laws, regulations, contracts, and grant agreements and other matters. The purpose of that report is solely to describe the scope of our testing of internal control over financial reporting and compliance and the results of that testing, and not to provide an opinion on the effectiveness of the Cornwall Central School District's internal control over financial reporting or on compliance. That report is an integral part of an audit performed in accordance with *Government Auditing Standards* in considering Cornwall Central School District's internal control over financial reporting and compliance.



Montgomery, New York  
September 30, 2019

## CORNWALL CENTRAL SCHOOL DISTRICT

### **Management Discussion and Analysis**

#### **Introductory Section**

The following is a discussion and analysis of Cornwall Central School District's financial performance for the fiscal year ended June 30, 2019. This section is a summary of Cornwall Central School District's financial activities based on currently known facts, decisions, or conditions. It is also based on both the district-wide and fund-based financial statements. The results of the current year are discussed in comparison with the prior year, with an emphasis placed on the current year. This section is only an introduction and should be read in conjunction with the District's financial statements, which immediately follow this section.

#### **Financial Highlights**

Key financial highlights for the fiscal year ended June 30, 2019 are as follows:

- Net position decreased \$10,868. The most significant factor that contributed to this decrease was the expense related to other postemployment benefits of \$5,103,895.
- General Fund revenues were \$891,276 more than budget.
- General Fund expenditures and encumbrances were \$3,340,286 under budget.
- The District received federal funds for instructional programs and school lunch assistance of \$885,650 and \$401,017, respectively.

#### **Overview of the Financial Statements**

This annual report consists of three parts: MD&A (this section), the basic financial statements, and required supplementary information. The basic financial statements include two kinds of statements that present different views of the District:

- The first two statements are *district-wide* financial statements that provide both *short-term* and *long-term* information about the District's overall financial status.
- The remaining statements are *fund financial statements* that focus on *individual parts* of the District, reporting the District's operations in *more detail* than the district-wide statements.
- The *governmental funds statements* tell how basic services such as regular and special education were financed in the short term as well as what remains for future spending.
- *Fiduciary funds* statements provide information about the financial relationships in which the District acts solely as a *trustee* or *agent* for the benefit of others.

The financial statements also include notes that explain some of the information in the statements and provide more detailed data. The statements are followed by a section of required supplementary information that further explains and supports the financial statements with a comparison of the District's budget for the year.

CORNWALL CENTRAL SCHOOL DISTRICT

**Management Discussion and Analysis  
(Continued)**

**Overview of the Financial Statements (Continued)**

The following table summarizes the major features of the District's financial statements, including the portion of the District's activities they cover and the types of information they contain. The remainder of this overview section of MD&A highlights the structure and contents of each of the statements.

Major Features of the District-Wide and Fund Financial Statements			
	District-Wide	Fund Financial Statements	
		Governmental Funds	Fiduciary Funds
Scope	Entire District (except fiduciary funds)	The activities of the District that are not proprietary or fiduciary, such as special education and building maintenance	Instances in which the District administers resources on behalf of someone else, such as scholarship programs and student activities monies
Required financial statements	<ul style="list-style-type: none"> <li>• Statement of Net Position</li> <li>• Statement of Activities</li> </ul>	<ul style="list-style-type: none"> <li>• Balance Sheet</li> <li>• Statement of Revenues, Expenditures, and Changes in Fund Balances</li> </ul>	<ul style="list-style-type: none"> <li>• Statement of Fiduciary Net Position</li> <li>• Statement of Changes in Fiduciary Net Position</li> </ul>
Accounting basis and measurement focus	Accrual accounting and economic resources focus	Modified accrual accounting and current financial focus	Accrual accounting and economic resources focus
Type of asset/deferred outflows of resources/liability/deferred inflows of resources information	All assets, deferred outflows of resources, liabilities and deferred inflows of resources both financial and capital, short-term and long-term	Generally, assets and deferred outflows of resources expected to be used up and liabilities and deferred inflows of resources that come due or available during the year or soon thereafter; no capital assets or long-term liabilities included	All assets, deferred outflows of resources (if any), liabilities, and deferred inflows of resources (if any) both short-term and long-term; funds do not currently contain capital assets, although they can
Type of inflow/outflow information	All revenues and expenses during year, regardless of when cash is received or paid	Revenues for which cash is received during or soon after the end of the year; expenditures when goods or services have been received and the related liability is due and payable	All additions and deductions during the year, regardless of when cash is received or paid

## CORNWALL CENTRAL SCHOOL DISTRICT

### **Management Discussion and Analysis (Continued)**

#### **District-Wide Financial Statements**

The district-wide statements report information about the District as a whole using accounting methods similar to those used by private-sector companies. The statement of net position includes all of the District's assets and liabilities. All of the current year's revenues and expenses are accounted for in the statement of activities regardless of when cash is received or paid.

The two district-wide statements report the District's net position and how it has changed. Net Position, the difference between the District's assets and deferred outflows and its liabilities and deferred inflows, is one way to measure the District's financial health or position.

- Over time, increases or decreases in the District's net position is an indicator of whether its financial position is improving or deteriorating, respectively.
- To assess the District's overall health, you need to consider additional nonfinancial factors such as changes in the District's property tax base and the condition of school buildings and other facilities.

In the district-wide financial statements, the District's activities are shown as *Governmental activities*: Most of the District's basic services are included here, such as regular and special education, transportation, and administration. Property taxes and State formula aid finance most of these activities.

#### **Fund Financial Statements**

The fund financial statements provide more detailed information about the District's funds, focusing on its most significant or "major" funds – not the District as a whole. Funds are accounting devices the District uses to keep track of specific sources of funding and spending on particular programs:

- Some funds are required by State law and by bond covenants.
- The District establishes other funds to control and to manage money for particular purposes (such as repaying its long-term debts) or to show that it is properly using certain revenues (such as Federal grants).

The District has two kinds of funds:

- **Governmental Funds:** Most of the District's basic services are included in governmental funds, which generally focus on (1) how cash and other financial assets that can readily be converted to cash flow in and out and (2) the balances left at year-end that are available for spending. Consequently, the governmental funds statements provide a detailed short-term view that helps you determine whether there are more or fewer financial resources that can be spent in the near future to finance the District's programs. Because this information does not encompass the additional long-term focus of the district-wide statements, additional information provided in the notes to the financial statements explains the relationship (or differences) between them.
- **Fiduciary Funds:** The District is the trustee, or fiduciary, for assets that belong to others, such as the scholarship fund and the student activities funds. The District is responsible for ensuring that the assets reported in these funds are used only for their intended purposes and by those to whom the assets belong. The District excludes these activities from the district-wide financial statements because it cannot use these assets to finance its operations.



CORNWALL CENTRAL SCHOOL DISTRICT

**Management Discussion and Analysis  
(Continued)**

**Financial Analysis of the District as a Whole**

The District's net position at June 30, 2019 is (\$70,764,404). This is a \$10,868 decrease from last year's net position of (\$70,753,536). The following table provides a summary of the District's net position:

Summary of Net Position

	School District Activities		
	June 30, 2019	June 30, 2018	% Change
Current Assets	\$ 16,057,530	\$ 15,183,152	5.76%
Non-Current Assets	46,952,254	46,430,454	1.12%
Total Assets	<u>63,009,784</u>	<u>61,613,606</u>	2.27%
Deferred Outflows of Resources	<u>22,039,006</u>	<u>23,373,342</u>	-5.71%
Current Liabilities	7,804,273	8,387,882	-6.96%
Long-Term Liabilities	<u>127,112,921</u>	<u>129,760,973</u>	-2.04%
Total Liabilities	<u>134,917,194</u>	<u>138,148,855</u>	-2.34%
Deferred Inflows of Resources	<u>20,896,000</u>	<u>17,591,629</u>	18.78%
Net Position:			
Net Investment in Capital Assets	12,116,005	10,991,661	10.23%
Restricted	7,297,880	4,155,397	75.62%
Unrestricted	<u>(90,178,289)</u>	<u>(85,900,594)</u>	-4.98%
Total Net Position	<u><u>\$ (70,764,404)</u></u>	<u><u>\$ (70,753,536)</u></u>	-0.02%

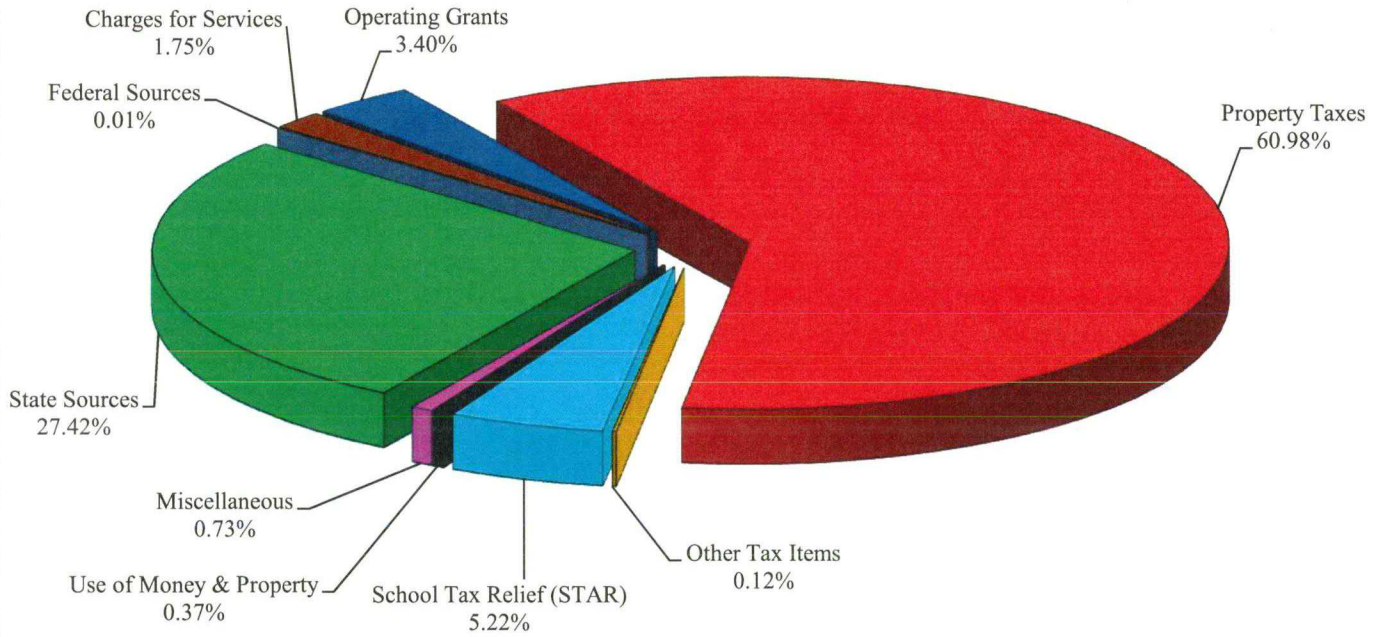
The following table and supporting graphs provides a summary of revenues, expenses and changes in net position for the fiscal year ended June 30, 2019 and 2018:

CORNWALL CENTRAL SCHOOL DISTRICT  
CORNWALL, NEW YORK  
SUMMARY OF CHANGES IN NET POSITION

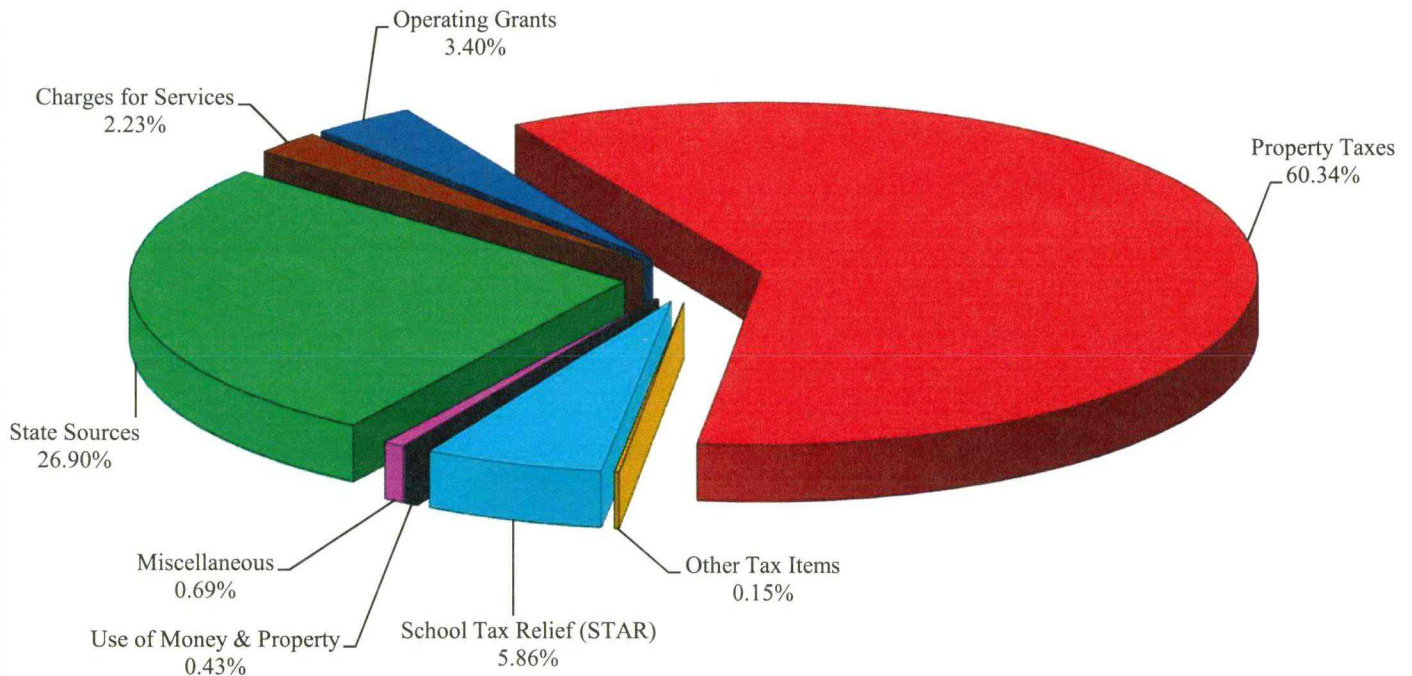
	<u>FOR THE</u> <u>YEAR ENDED</u> <u>JUNE 30, 2019</u>		<u>FOR THE</u> <u>YEAR ENDED</u> <u>JUNE 30, 2018</u>		<u>\$ Change</u>	<u>% Change</u>
		%		%		
<u>REVENUES</u>						
PROGRAM REVENUES:						
Charges for Services	\$ 1,277,903	1.75%	\$ 1,580,358	2.23%	\$ (302,455)	-19.14%
Operating Grants	2,480,600	3.40%	2,412,564	3.40%	68,036	2.82%
GENERAL REVENUES:						
Property Taxes	44,537,113	60.98%	42,784,234	60.34%	1,752,879	4.10%
Other Tax Items	87,923	0.12%	104,347	0.15%	(16,424)	-15.74%
School Tax Relief (STAR)	3,809,442	5.22%	4,153,872	5.86%	(344,430)	-8.29%
Use of Money & Property	272,213	0.37%	304,273	0.43%	(32,060)	-10.54%
Miscellaneous	536,056	0.73%	492,494	0.69%	43,562	8.85%
State Sources	20,028,724	27.42%	19,070,684	26.90%	958,040	5.02%
Federal Sources	6,949	0.01%	0	0.00%	6,949	N/A
TOTAL REVENUES	<u>73,036,923</u>	<u>100.00%</u>	<u>70,902,826</u>	<u>100.00%</u>	<u>2,134,097</u>	<u>3.01%</u>
<u>EXPENSES</u>						
General Support	6,733,651	9.22%	6,451,154	8.86%	282,497	4.38%
Instruction	39,902,264	54.62%	38,893,628	53.44%	1,008,636	2.59%
Pupil Transportation	3,892,624	5.33%	3,721,796	5.11%	170,828	4.59%
Community Services	28,055	0.04%	32,102	0.04%	(4,047)	-12.61%
Employee Benefits	18,592,166	25.45%	19,707,587	27.07%	(1,115,421)	-5.66%
Debt Service - Interest	1,187,670	1.63%	1,262,603	1.73%	(74,933)	-5.93%
Depreciation	1,651,476	2.26%	1,646,008	2.26%	5,468	0.33%
School Lunch Program	1,059,885	1.45%	1,085,962	1.49%	(26,077)	-2.40%
TOTAL EXPENSES	<u>73,047,791</u>	<u>100.00%</u>	<u>72,800,840</u>	<u>100.00%</u>	<u>246,951</u>	<u>0.34%</u>
CHANGE IN NET POSITION	<u>\$ (10,868)</u>		<u>\$ (1,898,014)</u>		<u>\$ 1,887,146</u>	

CORNWALL CENTRAL SCHOOL DISTRICT  
CORNWALL, NEW YORK

**SOURCES OF REVENUES  
FOR THE YEAR ENDED JUNE 30, 2019**

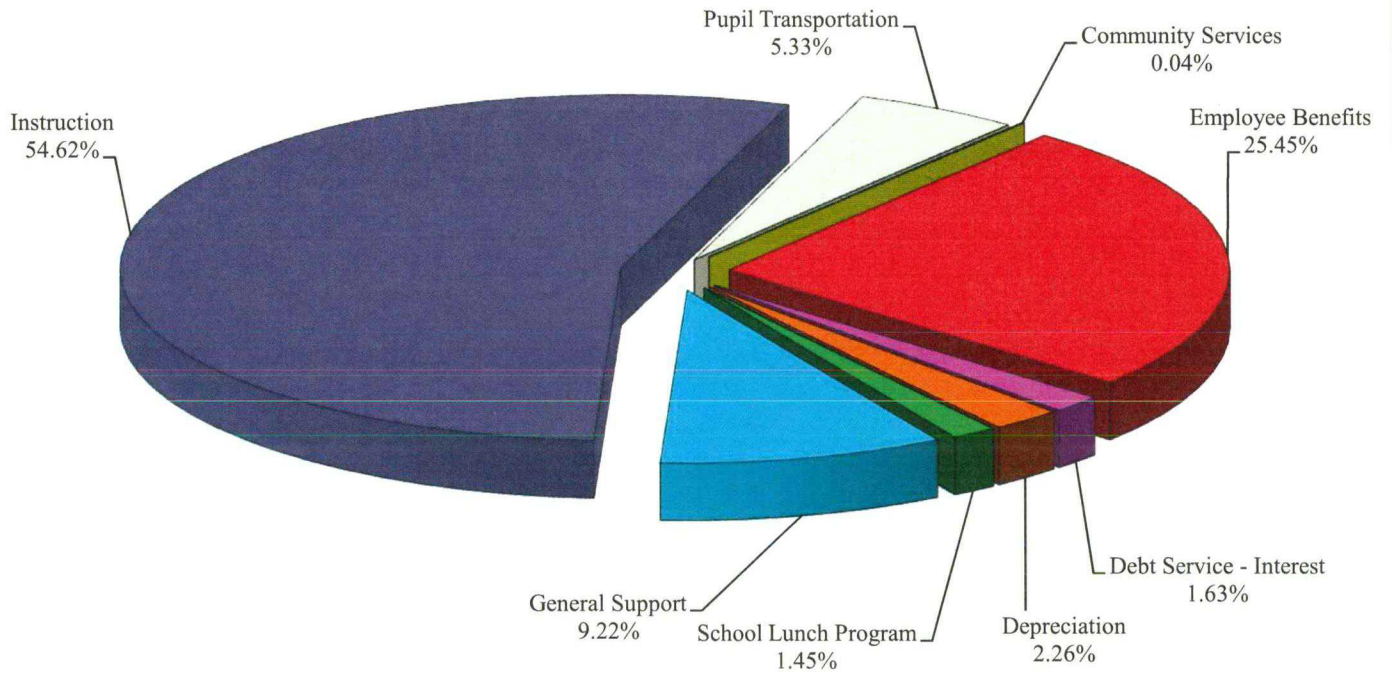


**SOURCES OF REVENUES  
FOR THE YEAR ENDED JUNE 30, 2018**

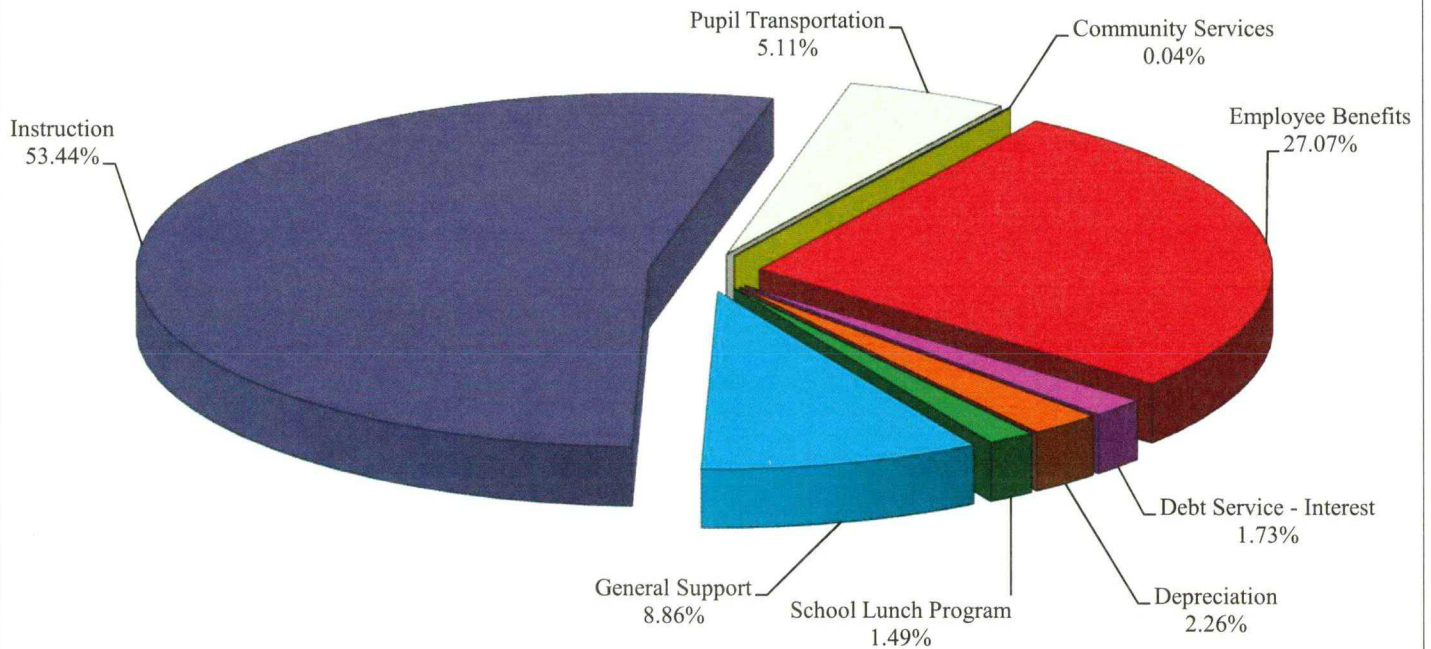


CORNWALL CENTRAL SCHOOL DISTRICT  
CORNWALL, NEW YORK

**EXPENSES FOR THE YEAR ENDED JUNE 30, 2019**



**EXPENSES FOR THE YEAR ENDED JUNE 30, 2018**

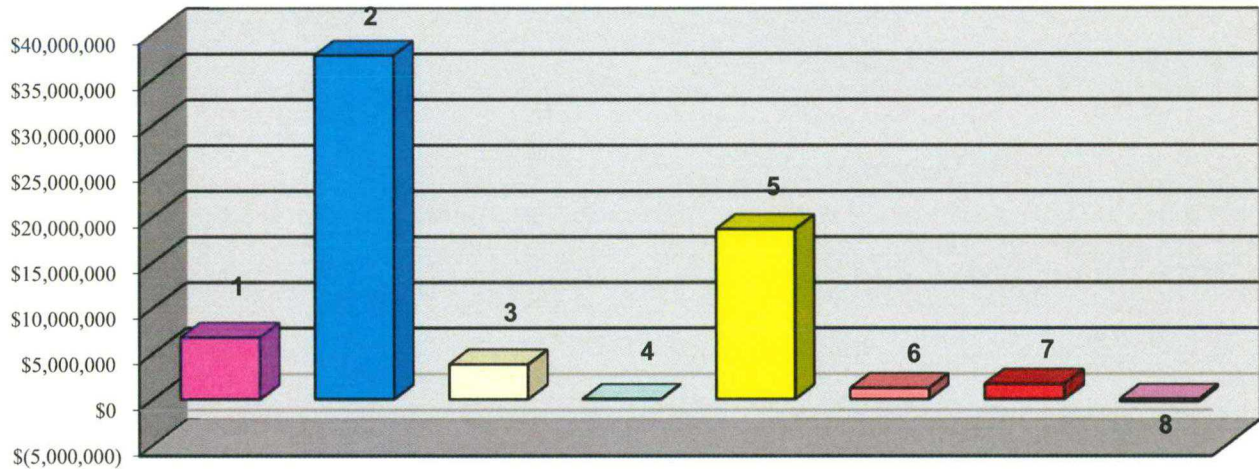


CORNWALL CENTRAL SCHOOL DISTRICT  
CORNWALL, NEW YORK  
SUMMARY OF NET COSTS


The following information is provided to disclose the net cost of governmental activities:

		TOTAL COST OF SERVICES 2018-2019	NET COST OF SERVICES 2018-2019	TOTAL COST OF SERVICES 2017-2018	NET COST OF SERVICES 2017-2018
General Support	1	\$ 6,733,651	\$ 6,733,651	\$ 6,451,154	\$ 6,451,154
Instruction	2	39,902,264	37,563,707	38,893,628	36,241,826
Pupil Transportation	3	3,892,624	3,790,945	3,721,796	3,606,544
Community Services	4	28,055	28,055	32,102	32,102
Employee Benefits	5	18,592,166	18,592,166	19,707,587	19,707,587
Debt Service - Interest	6	1,187,670	1,187,670	1,262,603	1,262,603
Depreciation	7	1,651,476	1,651,476	1,646,008	1,646,008
School Lunch Program	8	1,059,885	(258,382)	1,085,962	(139,906)
		<u>\$ 73,047,791</u>	<u>\$ 69,289,288</u>	<u>\$ 72,800,840</u>	<u>\$ 68,807,918</u>

**NET COST OF SERVICES 2018-2019**



**NET COST OF SERVICES 2017-2018**



CORNWALL CENTRAL SCHOOL DISTRICT

**Management Discussion and Analysis  
(Continued)**

**Financial Analysis of the District's Funds**

As discussed, the District's governmental funds are reported in the fund statements with a modified accrual basis that uses a short-term, inflow and outflow of spendable resources focus. This information is useful in assessing resources available at the end of the year in comparison with upcoming financial requirements. The major governmental funds of the District consist of the General Fund, Special Aid Fund, School Lunch Fund, Debt Service Fund and Capital Projects Fund. The fund balances allocated between nonspendable, restricted, assigned, and unassigned fund balance for each of these funds is as follows:

	June 30, 2019			
	<u>Nonspendable</u>	<u>Restricted</u>	<u>Assigned</u>	<u>Unassigned</u>
General	\$ 756,654	\$ 3,717,417	\$ 2,905,322	\$ 2,941,412
Special Aid	0	0	0	0
School Lunch	46,139	151,566	0	0
Capital Projects	0	232,575	0	0
Debt Service	0	136	0	0

	June 30, 2018			
	<u>Nonspendable</u>	<u>Restricted</u>	<u>Assigned</u>	<u>Unassigned</u>
General	\$ 790,578	\$ 2,019,923	\$ 2,809,426	\$ 2,859,005
Special Aid	0	0	0	0
School Lunch	38,924	144,742	0	0
Capital Projects	0	633,731	0	0
Debt Service	0	136	0	0

General Fund Budgetary Highlights

The original budget for the General Fund was revised by \$274,192 during the fiscal year. The supplemental appropriations principally consisted of additional appropriations related to the summer camp program and an insurance recovery received by the District, as well as tax certiorari judgements for which the District appropriated reserves.

In the General Fund for the fiscal year ended June 30, 2019, actual revenues were greater than final budgeted revenues by \$891,276 (1.29%). Actual expenditures and encumbrances were less than final budgeted expenditures by \$3,340,286 (4.63%). Significant factors contributing to expenditures being less than the final budget were lower than anticipated expenses in employee benefits and overall instructional program. For fiscal year 2019-2020, the District has appropriated \$2,400,000 of fund balance to reduce the tax levy, which was unchanged from 2018-2019's \$2,400,000.

Factors that continue to affect the budget process are as follows:

- Increasing contractual costs (transportation, BOCES, related services, etc.).
- Aging facilities and infrastructure that will need significant repairs and/or renovation in the near future.
- Property Tax Cap Legislation
- Low interest rates paid on District investments
- Non-Funded Federal and State Mandates

CORNWALL CENTRAL SCHOOL DISTRICT

**Management Discussion and Analysis  
(Continued)**

**Financial Analysis of the District's Funds (Continued)**

General Fund Budgetary Highlights (Continued)

Management believes that the budget adopted for 2019-2020 is reasonably adaptable to any adverse changes that may arise based on the above factors.

Other Fund Highlights

The Special Aid Fund ended the fiscal year with no fund balance.

The School Lunch Fund ended the fiscal year with a fund balance of \$197,705. Revenues exceeded expenditures by \$14,039. The District plans to use the fund balance to replace aging food service equipment and improve future operations.

The Capital Projects Fund ended the fiscal year with a fund balance of \$232,575. See Supplemental Schedule #6 for more information on capital projects.

The Debt Service Fund ended the fiscal year with a fund balance of \$136.

Capital Asset and Debt Administration

Capital Assets

The District's investment in capital assets, net of accumulated depreciation as of June 30, 2019, was \$43,756,068. The decrease in this net investment was 2.92% for the District (see schedule below). The District's investment in capital assets, net of accumulated depreciation as of June 30, 2018 was \$45,073,589. The District expended \$333,955 to acquire and construct capital assets during the fiscal year ended June 30, 2019, and depreciation expense for the fiscal year was \$1,651,476.

CAPITAL ASSETS  
Net of Accumulated Depreciation

	<u>School District Activities</u>		
	<u>June 30, 2019</u>	<u>June 30, 2018</u>	<u>% Change</u>
<u>Non-Depreciable Assets:</u>			
Land	\$ 1,776,500	\$ 1,776,500	0.00%
<u>Depreciable Assets:</u>			
Land Improvements	326,597	372,461	-12.31%
Building and Improvements	41,323,480	42,542,313	-2.86%
Furniture and Equipment	329,491	382,315	-13.82%
TOTALS	<u>\$ 43,756,068</u>	<u>\$ 45,073,589</u>	-2.92%

CORNWALL CENTRAL SCHOOL DISTRICT

**Management Discussion and Analysis  
(Continued)**

Long-Term Debt

At the end of the fiscal year, the District had total long-term debt principal outstanding of \$31,766,590. This amount is backed by the full faith and credit of Cornwall Central School District with debt service fully funded by voter approved property taxes. Activity in debt outstanding during the fiscal year was as follows:

	Beginning Balance	Issued	Paid	Ending Balance
Serial Bonds dated 08/01/08	\$ 1,555,000	\$ 0	\$ 285,000	\$ 1,270,000
Serial Bonds dated 07/16/10	155,000	0	50,000	105,000
Serial Bonds dated 09/06/12	28,450,000	0	1,810,000	26,640,000
Installment Purchase Debt	4,060,799	0	309,209	3,751,590
Total Long-Term Debt	<u>\$ 34,220,799</u>	<u>\$ 0</u>	<u>\$ 2,454,209</u>	<u>\$ 31,766,590</u>

Long-term debt also includes an unamortized bond premium of \$1,941,184 related to the serial bonds dated September 6, 2012. This premium is being amortized over the life of the bond which matures in October 2029.

Bond Ratings

Moody's Investors Service ("Moody's") has assigned a rating of Aa3 to outstanding uninsured bonds of the District. This rating reflects only the view of such rating agency and an explanation of the significance of such rating should be obtained from Moody's Investors Service. There can be no assurance that such rating will not be revised or withdrawn, if in the judgment of Moody's circumstances so warrant. Any change or withdrawal of such rating may have an adverse effect on the market price of the Notes or the availability of a secondary market for the Notes.

Contacting the District's Financial Management

This financial report is designed to provide the District's citizens, taxpayers, customers, investors, and creditors with a general overview of the District's finances and to demonstrate the District's accountability for the money it receives. If you have questions about this report or need additional financial information, contact Harvey Sotland, Assistant Superintendent for Business, at the school's business offices at 24 Idlewild Avenue, Cornwall-on-Hudson, New York, 12520.



CORNWALL CENTRAL SCHOOL DISTRICT  
CORNWALL, NEW YORK  
STATEMENT OF NET POSITION  
GOVERNMENTAL ACTIVITIES  
JUNE 30, 2019

ASSETS

Unrestricted Cash	\$ 8,506,002
Restricted Cash	4,101,694
State & Federal Aid Receivable	2,065,826
Due from Fiduciary Funds	106,648
Other Receivables	474,567
Prepaid Expenditures	765,408
Inventories	37,385
Non-Depreciable Capital Assets	1,776,500
Capital Assets, Net	41,979,568
Net Pension Asset - Proportionate Share	3,196,186
	<hr/>
TOTAL ASSETS	63,009,784

DEFERRED OUTFLOWS OF RESOURCES

Deferred Amount on Refunding	2,067,711
Pensions	17,653,143
Other Postemployment Benefits	2,318,152
	<hr/>
TOTAL DEFERRED OUTFLOWS OF RESOURCES	22,039,006

LIABILITIES

Accounts Payable	1,244,731
Accrued Liabilities	329,720
Due to Other Governments	504
Due to Teachers' Retirement System	3,257,520
Due to Employees' Retirement System	183,061
Unearned Revenues	57,548
Long-term Liabilities:	
Due and Payable Within One Year:	
Bonds Payable (including an unamortized bond premium of \$189,384)	2,449,384
Installment Purchase Debt	281,805
Due and Payable In More Than One Year:	
Compensated Absences	2,428,756
Bonds Payable (including an unamortized bond premium of \$1,751,800)	27,506,800
Installment Purchase Debt	3,469,785
Other Postemployment Benefits	92,598,383
Net Pension Liability - Proportionate Share	1,109,197
	<hr/>
TOTAL LIABILITIES	134,917,194

DEFERRED INFLOWS OF RESOURCES

Pensions	4,563,935
Other Postemployment Benefits	16,332,065
	<hr/>
TOTAL DEFERRED INFLOWS OF RESOURCES	20,896,000

NET POSITION

Net Investment in Capital Assets	12,116,005
Restricted	7,297,880
Unrestricted	(90,178,289)
	<hr/>
TOTAL NET POSITION	\$ (70,764,404)

See notes to financial statement.

CORNWALL CENTRAL SCHOOL DISTRICT  
CORNWALL, NEW YORK  
STATEMENT OF ACTIVITIES  
GOVERNMENTAL ACTIVITIES  
FOR THE YEAR ENDED JUNE 30, 2019

	<u>EXPENSES</u>	<u>PROGRAM REVENUES</u>		<u>NET (EXPENSE) REVENUE &amp; CHANGES IN NET POSITION</u>
		<u>CHARGES FOR SERVICES</u>	<u>OPERATING GRANTS</u>	
<u>FUNCTIONS &amp; PROGRAMS</u>				
General Support	\$ (8,793,969)	\$ 0	\$ 0	\$ (8,793,969)
Instruction	(56,365,010)	376,919	1,961,638	(54,026,453)
Pupil Transportation	(5,319,786)	0	101,679	(5,218,107)
Community Services	(28,055)	0	0	(28,055)
Debt Service - Interest	(1,187,670)	0	0	(1,187,670)
School Lunch Program	(1,353,301)	900,984	417,283	(35,034)
<b>TOTAL FUNCTIONS &amp; PROGRAMS</b>	<u>\$ (73,047,791)</u>	<u>\$ 1,277,903</u>	<u>\$ 2,480,600</u>	<u>(69,289,288)</u>
<u>GENERAL REVENUES</u>				
Real Property Taxes				44,537,113
Other Tax Items				3,897,365
Use of Money & Property				272,213
Miscellaneous				536,056
State Sources				20,028,724
Federal Sources				6,949
<b>TOTAL GENERAL REVENUES</b>				<u>69,278,420</u>
<b>CHANGE IN NET POSITION</b>				<u>(10,868)</u>
<b>NET POSITION, BEGINNING OF YEAR</b>				<u>(70,753,536)</u>
<b>NET POSITION, END OF YEAR</b>				<u>\$ (70,764,404)</u>

See notes to financial statement.

CORNWALL CENTRAL SCHOOL DISTRICT  
CORNWALL, NEW YORK  
BALANCE SHEET - GOVERNMENTAL FUNDS  
JUNE 30, 2019

	<u>GENERAL</u>	<u>SPECIAL AID</u>	<u>SCHOOL LUNCH</u>	<u>CAPITAL PROJECTS</u>	<u>DEBT SERVICE</u>	<u>TOTAL GOVERNMENTAL FUNDS</u>
<u>ASSETS</u>						
Unrestricted Cash	\$ 8,306,433	\$ 167,954	\$ 31,263	\$ 352	\$ 0	\$ 8,506,002
Restricted Cash	3,717,417	0	151,566	232,575	136	4,101,694
State & Federal Aid Receivable	1,363,777	672,793	29,256	0	0	2,065,826
Due from Other Funds	864,854	0	0	0	0	864,854
Due from Fiduciary Funds	106,648	0	0	0	0	106,648
Other Receivables	469,754	0	4,813	0	0	474,567
Prepaid Expenditures	756,654	0	8,754	0	0	765,408
Inventories	0	0	37,385	0	0	37,385
<b>TOTAL ASSETS</b>	<b>\$ 15,585,537</b>	<b>\$ 840,747</b>	<b>\$ 263,037</b>	<b>\$ 232,927</b>	<b>\$ 136</b>	<b>\$ 16,922,384</b>
<u>LIABILITIES, DEFERRED INFLOWS OF RESOURCES &amp; FUND BALANCES</u>						
<u>LIABILITIES</u>						
Accounts Payable	\$ 1,239,510	\$ 0	\$ 5,221	\$ 0	\$ 0	\$ 1,244,731
Accrued Liabilities	104,827	0	284	0	0	105,111
Due to Other Funds	0	837,855	26,647	352	0	864,854
Due to Other Governments	280	0	224	0	0	504
Due to Teachers' Retirement System	3,257,520	0	0	0	0	3,257,520
Due to Employees' Retirement System	183,061	0	0	0	0	183,061
Unearned Revenue	21,700	2,892	32,956	0	0	57,548
<b>TOTAL LIABILITIES</b>	<b>4,806,898</b>	<b>840,747</b>	<b>65,332</b>	<b>352</b>	<b>0</b>	<b>5,713,329</b>
<u>DEFERRED INFLOWS OF RESOURCES</u>						
Deferred Revenue	457,834	0	0	0	0	457,834
<u>FUND BALANCES</u>						
Nonspendable	756,654	0	46,139	0	0	802,793
Restricted	3,717,417	0	151,566	232,575	136	4,101,694
Assigned	2,905,322	0	0	0	0	2,905,322
Unassigned	2,941,412	0	0	0	0	2,941,412
<b>TOTAL FUND BALANCES</b>	<b>10,320,805</b>	<b>0</b>	<b>197,705</b>	<b>232,575</b>	<b>136</b>	<b>10,751,221</b>
<b>TOTAL LIABILITIES, DEFERRED INFLOWS OF RESOURCES &amp; FUND BALANCES</b>	<b>\$ 15,585,537</b>	<b>\$ 840,747</b>	<b>\$ 263,037</b>	<b>\$ 232,927</b>	<b>\$ 136</b>	<b>\$ 16,922,384</b>

See notes to financial statement.

CORNWALL CENTRAL SCHOOL DISTRICT  
CORNWALL, NEW YORK  
RECONCILIATION OF GOVERNMENTAL FUNDS BALANCE SHEET TO THE STATEMENT OF NET POSITION  
JUNE 30, 2019

	TOTAL GOVERNMENTAL FUNDS	LONG-TERM ASSETS & LIABILITIES	RECLASSIFICATIONS & ELIMINATIONS	STATEMENT OF NET POSITION
<u>ASSETS &amp; DEFERRED OUTFLOWS OF RESOURCES</u>				
<u>ASSETS</u>				
Unrestricted Cash	\$ 8,506,002	\$ 0	\$ 0	\$ 8,506,002
Restricted Cash	4,101,694	0	0	4,101,694
State & Federal Aid Receivable	2,065,826	0	0	2,065,826
Due from Other Funds	864,854	0	(864,854)	0
Due from Fiduciary Funds	106,648	0	0	106,648
Other Receivables	474,567	0	0	474,567
Prepaid Expenditures	765,408	0	0	765,408
Inventories	37,385	0	0	37,385
Non-Depreciable Capital Assets	0	1,776,500	0	1,776,500
Capital Assets, Net	0	41,979,568	0	41,979,568
Net Pension Asset - Proportionate Share	0	3,196,186	0	3,196,186
	<u>16,922,384</u>	<u>46,952,254</u>	<u>(864,854)</u>	<u>63,009,784</u>
<u>DEFERRED OUTFLOWS OF RESOURCES</u>				
Deferred Amount on Refunding	0	2,067,711	0	2,067,711
Pensions	0	17,653,143	0	17,653,143
Other Postemployment Benefits	0	2,318,152	0	2,318,152
	<u>0</u>	<u>22,039,006</u>	<u>0</u>	<u>22,039,006</u>
<u>TOTAL ASSETS &amp; DEFERRED OUTFLOWS OF RESOURCES</u>				
	<u>\$ 16,922,384</u>	<u>\$ 68,991,260</u>	<u>\$ (864,854)</u>	<u>\$ 85,048,790</u>
<u>LIABILITIES, DEFERRED INFLOWS OF RESOURCES &amp; FUND BALANCES / NET POSITION</u>				
<u>LIABILITIES</u>				
Accounts Payable	\$ 1,244,731	\$ 0	\$ 0	\$ 1,244,731
Accrued Liabilities	105,111	224,609	0	329,720
Due to Other Funds	864,854	0	(864,854)	0
Due to Other Governments	504	0	0	504
Due to Teachers' Retirement System	3,257,520	0	0	3,257,520
Due to Employees' Retirement System	183,061	0	0	183,061
Compensated Absences	0	2,428,756	0	2,428,756
Unearned Revenues	57,548	0	0	57,548
Bonds Payable (including an unamortized bond premium of \$1,941,184)	0	29,956,184	0	29,956,184
Installment Purchase Debt	0	3,751,590	0	3,751,590
Other Postemployment Benefits	0	92,598,383	0	92,598,383
Net Pension Liability - Proportionate Share	0	1,109,197	0	1,109,197
	<u>5,713,329</u>	<u>130,068,719</u>	<u>(864,854)</u>	<u>134,917,194</u>
<u>DEFERRED INFLOWS OF RESOURCES</u>				
Deferred Revenue	457,834	(457,834)	0	0
Pensions	0	4,563,935	0	4,563,935
Other Postemployment Benefits	0	16,332,065	0	16,332,065
	<u>457,834</u>	<u>20,438,166</u>	<u>0</u>	<u>20,896,000</u>
<u>DEFERRED INFLOWS OF RESOURCES</u>				
	<u>457,834</u>	<u>20,438,166</u>	<u>0</u>	<u>20,896,000</u>
<u>FUND BALANCES / NET POSITION</u>				
	<u>10,751,221</u>	<u>(81,515,625)</u>	<u>0</u>	<u>(70,764,404)</u>
<u>TOTAL LIABILITIES, DEFERRED INFLOWS OF RESOURCES &amp; FUND BALANCES / NET POSITION</u>				
	<u>\$ 16,922,384</u>	<u>\$ 68,991,260</u>	<u>\$ (864,854)</u>	<u>\$ 85,048,790</u>

See notes to financial statement.

CORNWALL CENTRAL SCHOOL DISTRICT  
CORNWALL, NEW YORK  
STATEMENT OF REVENUES, EXPENDITURES AND CHANGES IN FUND BALANCES - GOVERNMENTAL FUNDS  
FOR THE YEAR ENDED JUNE 30, 2019

	GENERAL	SPECIAL AID	SCHOOL LUNCH	CAPITAL PROJECTS	DEBT SERVICE	TOTAL GOVERNMENTAL FUNDS
<u>REVENUES</u>						
Real Property Taxes	\$ 44,537,113	\$ 0	\$ 0	\$ 0	\$ 0	\$ 44,537,113
Other Tax Items	3,897,365	0	0	0	0	3,897,365
Charges for Services	290,084	0	0	0	0	290,084
Use of Money & Property	271,954	0	259	0	0	272,213
Sale of Property & Compensation for Loss	0	0	2,422	0	0	2,422
Miscellaneous	536,056	0	1,982	0	0	538,038
State Sources	20,615,508	590,883	16,266	0	0	21,222,657
Federal Sources	6,949	885,650	401,017	0	0	1,293,616
Sales	0	0	896,580	0	0	896,580
TOTAL REVENUES	<u>70,155,029</u>	<u>1,476,533</u>	<u>1,318,526</u>	<u>0</u>	<u>0</u>	<u>72,950,088</u>
<u>EXPENDITURES</u>						
General Support	6,228,066	0	619,730	0	0	6,847,796
Instruction	38,362,549	1,562,249	0	0	0	39,924,798
Pupil Transportation	3,765,525	127,099	0	0	0	3,892,624
Community Services	28,055	0	0	0	0	28,055
Employee Benefits	15,709,028	0	208,793	0	0	15,917,821
Debt Service:						
Principal	2,454,209	0	0	0	0	2,454,209
Interest	1,197,909	0	0	0	0	1,197,909
Cost of Sales	0	0	475,964	0	0	475,964
Capital Outlay	0	0	0	756,156	0	756,156
TOTAL EXPENDITURES	<u>67,745,341</u>	<u>1,689,348</u>	<u>1,304,487</u>	<u>756,156</u>	<u>0</u>	<u>71,495,332</u>
EXCESS (DEFICIENCY) REVENUES OVER EXPENDITURES	<u>2,409,688</u>	<u>(212,815)</u>	<u>14,039</u>	<u>(756,156)</u>	<u>0</u>	<u>1,454,756</u>
<u>OTHER SOURCES &amp; USES</u>						
Operating Transfers In	0	212,815	0	355,000	0	567,815
Operating Transfers (Out)	(567,815)	0	0	0	0	(567,815)
TOTAL OTHER SOURCES & USES	<u>(567,815)</u>	<u>212,815</u>	<u>0</u>	<u>355,000</u>	<u>0</u>	<u>0</u>
NET CHANGE IN FUND BALANCES	1,841,873	0	14,039	(401,156)	0	1,454,756
FUND BALANCES, BEGINNING OF YEAR	<u>8,478,932</u>	<u>0</u>	<u>183,666</u>	<u>633,731</u>	<u>136</u>	<u>9,296,465</u>
FUND BALANCES, END OF YEAR	<u>\$ 10,320,805</u>	<u>\$ 0</u>	<u>\$ 197,705</u>	<u>\$ 232,575</u>	<u>\$ 136</u>	<u>\$ 10,751,221</u>

See notes to financial statement.

CORNWALL CENTRAL SCHOOL DISTRICT  
CORNWALL, NEW YORK  
RECONCILIATION OF GOVERNMENTAL FUNDS STATEMENT OF REVENUES, EXPENDITURES AND  
CHANGES IN FUND BALANCES TO THE STATEMENT OF ACTIVITIES  
FOR THE YEAR ENDED JUNE 30, 2019

	TOTAL GOVERNMENTAL FUNDS	LONG-TERM REVENUE & EXPENSES	CAPITAL RELATED ITEMS	LONG-TERM DEBT TRANSACTIONS	RECLASSIFICATIONS & ELIMINATIONS	STATEMENT OF ACTIVITIES
<u>REVENUES</u>						
Real Property Taxes	\$ 44,537,113	\$ 0	\$ 0	\$ 0	\$ 0	\$ 44,537,113
Other Tax Items	3,897,365	0	0	0	0	3,897,365
Charges for Services	290,084	86,835	0	0	0	376,919
Use of Money & Property	272,213	0	0	0	0	272,213
Miscellaneous	538,038	0	0	0	0	538,038
State Sources	21,222,657	0	0	0	0	21,222,657
Federal Sources	1,293,616	0	0	0	0	1,293,616
Sales	896,580	0	0	0	0	896,580
TOTAL REVENUES	<u>72,950,088</u>	<u>86,835</u>	<u>0</u>	<u>0</u>	<u>0</u>	<u>73,036,923</u>
<u>EXPENDITURES</u>						
General Support	6,847,796	60,775	221,718	0	1,663,680	8,793,969
Instruction	39,924,798	75	1,331,601	0	15,108,536	56,365,010
Pupil Transportation	3,892,624	0	0	0	1,427,162	5,319,786
Community Services	28,055	0	0	0	0	28,055
Employee Benefits	15,917,821	2,674,345	0	0	(18,592,166)	0
Debt Service:						
Principal	2,454,209	0	0	(2,454,209)	0	0
Interest	1,197,909	(22,583)	0	12,344	0	1,187,670
Cost of Sales	475,964	(35,809)	49,544	0	863,602	1,353,301
Capital Outlay	756,156	0	(285,342)	0	(470,814)	0
TOTAL EXPENDITURES	<u>71,495,332</u>	<u>2,676,803</u>	<u>1,317,521</u>	<u>(2,441,865)</u>	<u>0</u>	<u>73,047,791</u>
EXCESS (DEFICIENCY) REVENUES OVER EXPENDITURES	<u>1,454,756</u>	<u>(2,589,968)</u>	<u>(1,317,521)</u>	<u>2,441,865</u>	<u>0</u>	<u>(10,868)</u>
<u>OTHER SOURCES &amp; USES</u>						
Operating Transfers In	567,815	0	0	0	(567,815)	0
Operating Transfers (Out)	(567,815)	0	0	0	567,815	0
TOTAL OTHER SOURCES & USES	<u>0</u>	<u>0</u>	<u>0</u>	<u>0</u>	<u>0</u>	<u>0</u>
NET CHANGE FOR THE YEAR	<u>\$ 1,454,756</u>	<u>\$ (2,589,968)</u>	<u>\$ (1,317,521)</u>	<u>\$ 2,441,865</u>	<u>\$ 0</u>	<u>\$ (10,868)</u>

See notes to financial statement.

CORNWALL CENTRAL SCHOOL DISTRICT  
CORNWALL, NEW YORK  
STATEMENT OF FIDUCIARY NET POSITION  
FIDUCIARY FUNDS  
JUNE 30, 2019

<u>ASSETS</u>	<u>PRIVATE PURPOSE TRUSTS</u>	<u>AGENCY</u>
Cash	\$ 141,936	\$ 469,408
Investments	49,162	0
Due from Other Funds	0	12,000
TOTAL ASSETS	\$ 191,098	\$ 481,408
<u>LIABILITIES &amp; NET POSITION</u>		
<u>LIABILITIES</u>		
Due to Other Funds	\$ 12,000	\$ 106,648
Extraclassroom Activity Balances	0	160,212
Other Liabilities	0	214,548
TOTAL LIABILITIES	12,000	\$ 481,408
<u>NET POSITION</u>		
Restricted for Scholarships	179,098	
TOTAL LIABILITIES & NET POSITION	\$ 191,098	

See notes to financial statement.

CORNWALL CENTRAL SCHOOL DISTRICT  
CORNWALL, NEW YORK  
STATEMENT OF CHANGES IN FIDUCIARY NET POSITION  
FIDUCIARY FUNDS  
FOR THE YEAR ENDED JUNE 30, 2019

	<u>PRIVATE PURPOSE TRUSTS</u>
<u>ADDITIONS</u>	
Gifts and Contributions	\$ 100
Investment Earnings	<u>3,424</u>
TOTAL ADDITIONS	3,524
<u>DEDUCTIONS</u>	
Scholarships & Awards	<u>15,100</u>
CHANGE IN NET POSITION	(11,576)
NET POSITION, BEGINNING OF YEAR	<u>190,674</u>
NET POSITION, END OF YEAR	<u><u>\$ 179,098</u></u>

See notes to financial statement.



CORNWALL CENTRAL SCHOOL DISTRICT  
CORNWALL, NEW YORK  
NOTES TO FINANCIAL STATEMENTS  
JUNE 30, 2019

NOTE 1. SUMMARY OF CERTAIN SIGNIFICANT ACCOUNTING POLICIES.

The financial statements of Cornwall Central School District (the "District") have been prepared in conformity with generally accepted accounting principles (GAAP) as applied to governmental units. Those principles are prescribed by the Governmental Accounting Standards Board (GASB), which is the accepted standard-setting body for establishing governmental accounting and financial reporting principles. Significant accounting principles and policies utilized by the District are described below:

A. Reporting Entity

Cornwall Central School District is governed by the laws of New York State. The District is an independent entity governed by an elected Board of Education consisting of nine members. The President of the Board serves as the chief fiscal officer and the Superintendent is the chief executive officer. The Board is responsible for, and controls all activities related to public school education within the District. Board members have authority to make decisions, power to appoint management, and primary accountability for all fiscal matters.

The reporting entity of the District is based upon criteria set forth by GASB Statement 14, *The Financial Reporting Entity*, as amended by GASB Statement 39, *Component Units*. The financial reporting entity consists of the primary government, organizations for which the primary government is financially accountable and other organizations for which the nature and significance of their relationship with the primary government are such that exclusion would cause the reporting entity's financial statements to be misleading or incomplete.

The accompanying financial statements present the activities of the District. The District is not a component unit of another reporting entity. The decision to include a potential component unit in the District's reporting entity is based on several criteria including legal standing, fiscal dependency and financial accountability. Based on the application of these criteria, the following is a brief description of certain entities included in the District's reporting entity.

1. Extraclassroom Activity Funds

The Extraclassroom Activity Funds of the District represent funds of the students of the District. The Board of Education exercises general oversight of these funds. The Extraclassroom Activity Funds are independent of the District with respect to its financial transactions and the designation of student management. Separate audited financial statements (cash basis) of the Extraclassroom Activity Funds have been included in this report. The District accounts for assets held as an agent for various student organizations in an agency fund.

B. Joint Venture

The District is a component district in the Orange/Ulster County Board of Cooperative Education Services (BOCES). A BOCES is a voluntary, cooperative association of school districts in a geographic area that shares planning, services, and programs which provide educational and support activities. There is no authority or process by which a school district can terminate its status as a BOCES component.

CORNWALL CENTRAL SCHOOL DISTRICT  
CORNWALL, NEW YORK  
NOTES TO FINANCIAL STATEMENTS  
JUNE 30, 2019

NOTE 1. SUMMARY OF CERTAIN SIGNIFICANT ACCOUNTING POLICIES. (Continued)

B. Joint Venture (Continued)

BOCES are organized under §1950 of the New York State Education Law. A BOCES Board is considered a corporate body. Members of a BOCES Board are nominated and elected by their component member boards in accordance with provisions of §1950 of the New York State Education Law. All BOCES property is held by the BOCES Board as a corporation (§1950(6)). In addition, BOCES Boards also are considered municipal corporations to permit them to contract with other municipalities on a cooperative basis under §119-n (a) of the New York State General Municipal Law.

A BOCES' budget is comprised of separate budgets for administrative, program and capital costs. Each component district's share of administrative and capital cost is determined by resident public school district enrollment, as defined in the New York State Education Law, §1950(4)(b)(7). In addition, component districts pay tuition or a service fee for programs in which its students participate.

During the fiscal year ended June 30, 2019, Cornwall Central School District was billed \$4,745,361 for BOCES administrative and program costs. The District's share of BOCES aid amounted to \$1,463,829. Financial statements for BOCES are available from the BOCES administrative office at Gibson Road, Goshen, New York 10924.

C. Basis of Presentation

1. District-Wide Statements

The Statement of Net Position and the Statement of Activities present financial information about the District's governmental activities. These statements include the financial activities of the overall government in its entirety, except those that are fiduciary. Eliminations have been made to minimize the double counting of internal transactions. Governmental activities generally are financed through taxes, State aid, intergovernmental revenues, and other exchange and non-exchange transactions. Operating grants include operating-specific and discretionary (either operating or capital) grants.

The Statement of Net Position presents the financial position of the District at fiscal year-end. The Statement of Activities presents a comparison between program expenses and revenues for each function of the District's governmental activities. Direct expenses are those that are specifically associated with and are clearly identifiable to a particular function. Indirect expenses, principally employee benefits, are allocated to functional areas in proportion to the payroll expended in those areas. Program revenues include charges paid by the recipients of goods or services offered by the programs, and grants and contributions that are restricted to meeting the operational or capital requirements of a particular program. Revenues that are not classified as program revenues, including all taxes, are presented as general revenues.

CORNWALL CENTRAL SCHOOL DISTRICT  
CORNWALL, NEW YORK  
NOTES TO FINANCIAL STATEMENTS  
JUNE 30, 2019

NOTE 1. SUMMARY OF CERTAIN SIGNIFICANT ACCOUNTING POLICIES. (Continued)

C. Basis of Presentation (Continued)

2. Funds Statements

The fund statements provide information about the District's funds, including fiduciary funds. Separate statements for each fund category (governmental and fiduciary) are presented. The emphasis of fund financial statements is on major governmental funds, each displayed in a separate column.

The District reports the following major governmental funds:

General Fund: This is the District's primary operating fund. It accounts for all financial transactions that are not required to be accounted for in another fund.

Special Revenue Funds: These funds account for the proceeds of specific revenue sources (other than major capital projects) that are legally restricted to expenditures for specified purposes. Special revenue funds include the following:

Special Aid Fund: Used to account for proceeds received from State and federal grants that are restricted for specific educational programs.

School Lunch Fund: This fund is used to account for the school lunch operations. The school lunch operation is supported by federal and state grants and charges participants for its services.

Capital Projects Fund: This fund is used to account for the financial resources used for acquisition, construction, or major repair of capital facilities.

Debt Service Fund: This fund accounts for the accumulation of resources and the payment of principal and interest on long-term general obligation debt of governmental activities.

The District reports the following fiduciary funds:

Fiduciary Funds: Fiduciary activities are those in which the District acts as trustee or agent for resources that belong to others. These activities are not included in the District-wide financial statements, because their resources do not belong to the District, and are not available to be used. There are two classes of fiduciary funds:

Private purpose trust funds: These funds are used to account for trust arrangements in which principal and income benefits annual third party awards and scholarships for students. Established criteria govern the use of the funds and members of the District or representatives of the donors may serve on committees to determine who benefits.

CORNWALL CENTRAL SCHOOL DISTRICT  
CORNWALL, NEW YORK  
NOTES TO FINANCIAL STATEMENTS  
JUNE 30, 2019

NOTE 1. SUMMARY OF CERTAIN SIGNIFICANT ACCOUNTING POLICIES. (Continued)

C. Basis of Presentation (Continued)

2. Funds Statements (Continued)

Agency funds: These funds are strictly custodial in nature and do not involve the measurement of results of operations. Assets are held by the District as agent for various student groups or extraclassroom activity funds and for payroll or employee withholding.

D. Measurement Focus and Basis of Accounting

Accounting and financial reporting treatment is determined by the applicable measurement focus and basis of accounting. Measurement focus indicates the type of resources being measured such as current financial resources or economic resources. The basis of accounting indicates the timing of transactions or events for recognition in the financial statements.

The District-wide and fiduciary fund financial statements are reported using the economic resources measurement focus and the accrual basis of accounting. Revenues are recorded when earned and expenses are recorded at the time liabilities are incurred, regardless of when the related cash transaction takes place. Nonexchange transactions, in which the District gives or receives value without directly receiving or giving equal value in exchange, include property taxes, grants and donations. On an accrual basis, revenue from property taxes is recognized in the fiscal year for which the taxes are levied. Revenue from grants and donations is recognized in the fiscal year in which all eligibility requirements have been satisfied.

The governmental fund statements are reported using the current financial resources measurement focus and the modified accrual basis of accounting. Under this method, revenues are recognized when measurable and available. The District considers all revenues reported in the governmental funds to be available if the revenues are collected within 90 days after the end of the fiscal year.

Expenditures are recorded when the related fund liability is incurred, except for principal and interest on general long-term debt, claims and judgments, and compensated absences, which are recognized as expenditures to the extent they have matured. General capital asset acquisitions are reported as expenditures in governmental funds. Proceeds of general long-term debt and acquisitions under capital leases are reported as other financing sources.

E. Property Taxes

Real property taxes are levied annually by the Board of Education no later than September 1<sup>st</sup> and became a lien on August 27, 2018. Taxes were collected by the District during the period September 1, 2018 through November 3, 2018.

Uncollected real property taxes are subsequently enforced by Orange County. Orange County pays an amount representing uncollected real property taxes transmitted to the County for enforcement to the District no later than the following April 1.

CORNWALL CENTRAL SCHOOL DISTRICT  
CORNWALL, NEW YORK  
NOTES TO FINANCIAL STATEMENTS  
JUNE 30, 2019

NOTE 1. SUMMARY OF CERTAIN SIGNIFICANT ACCOUNTING POLICIES. (Continued)

F. Restricted Resources

When an expense is incurred for purposes for which both restricted and unrestricted net position are available, the District's policy concerning which to apply first varies with the intended use, and with associated legal requirements, many of which are described elsewhere in these Notes.

G. Interfund Transactions

The operations of the District include transactions between funds. These transactions may be temporary in nature, such as with interfund borrowings. The District typically loans resources between funds for the purpose of providing cash flow. These interfund receivables and payables are expected to be repaid within one year. Permanent transfers of funds include the transfer of expenditure and revenues to provide financing or other services.

In the district-wide statements, the amounts reported on the Statement of Net Position for interfund receivables and payables represent amounts due between different fund types (governmental activities and fiduciary funds). Eliminations have been made for all interfund receivables and payables between the funds, with the exception of those due from or to the fiduciary funds.

The governmental funds report all interfund transactions as originally recorded. Interfund receivables and payables may be netted on the accompanying governmental funds balance sheet when it is the District's practice to settle these amounts at a net balance based upon the right of legal offset.

Refer to Note 9 for a detailed disclosure by individual fund for interfund receivables, payables, expenditures and revenues activity.

H. Estimates

The preparation of financial statements in conformity with accounting principles generally accepted in the United States of America requires management to make estimates and assumptions that affect the reported amount of assets and liabilities and disclosure of contingent assets and liabilities at the date of the financial statements and the reported revenues and expenses during the reporting period. Actual results could differ from those estimates. Estimates and assumptions are made in a variety of areas, including computation of encumbrances, compensated absences, potential contingent liabilities and useful lives of long-lived assets.

I. Cash and Investments

The District's cash and cash equivalents consist of cash on hand, demand deposits, and short-term investments with original maturities of three months or less from date of acquisition.

CORNWALL CENTRAL SCHOOL DISTRICT  
CORNWALL, NEW YORK  
NOTES TO FINANCIAL STATEMENTS  
JUNE 30, 2019

NOTE 1. SUMMARY OF CERTAIN SIGNIFICANT ACCOUNTING POLICIES. (Continued)

I. Cash and Investments (Continued)

New York State law governs the District's investment policies. Resources must be deposited in FDIC-insured commercial banks or trust companies located within the State. Permissible investments include obligations of the United States Treasury, United States Agencies, repurchase agreements and obligations of New York State or its localities.

Collateral is required for demand and time deposits and certificates of deposit not covered by FDIC insurance. Obligations that may be pledged as collateral are obligations of United States and its agencies and obligations of the State and its municipalities and Districts.

Investments are stated at fair value.

J. Accounts Receivable

Accounts receivable are shown gross, with uncollectible amounts recognized under the direct write-off method. No allowance for uncollectible accounts has been provided since it is believed that such allowance would not be material.

K. Inventories and Prepaid Items

Inventories of food in the School Lunch Fund are recorded at cost on a first-in, first-out basis, or in the case of surplus food, at stated value which approximates market. Purchases of inventoriable items in other funds are recorded as expenditures at the time of purchase, and are considered immaterial in amount.

Prepaid items represent payments made by the District for which benefits extend beyond year-end. These payments to vendors reflect costs applicable to future accounting periods and are recorded as prepaid items in both the district-wide and fund financial statements. These items are reported as assets on the statement of net position or balance sheet using the consumption method. A current asset for the prepaid amounts is recorded at the time of purchase and an expense/expenditure is reported in the year the goods or services are consumed.

L. Other Assets/Restricted Assets:

Certain proceeds from serial bonds and bond anticipation notes, as well as resources set aside for their repayment are classified as restricted assets in the district-wide financial statements and their use is limited by applicable bond covenants.

M. Capital Assets

Capital assets are reported at cost for acquisitions. For assets acquired prior to June 30, 2002, estimated historical costs based on appraisals conducted by independent third-party professionals were used. Donated assets are reported at estimated fair market value at the time received.

CORNWALL CENTRAL SCHOOL DISTRICT  
CORNWALL, NEW YORK  
NOTES TO FINANCIAL STATEMENTS  
JUNE 30, 2019

NOTE 1. SUMMARY OF CERTAIN SIGNIFICANT ACCOUNTING POLICIES. (Continued)

M. Capital Assets (Continued)

Land and construction-in-process are not depreciated. Capitalization thresholds (the dollar value above which asset acquisitions are added to the capital asset accounts), depreciation methods, and estimated useful lives of capital assets reported in the District-wide statements are as follows:

	<u>Capitalization Threshold</u>	<u>Depreciation Method</u>	<u>Estimated Useful Life</u>
Land	\$ 0	N/A	N/A
Buildings and Improvements	10,000	Straight Line	15 - 50 years
Furniture and Equipment	5,000	Straight Line	5 - 20 years
Vehicles	5,000	Straight Line	5 - 20 years

N. Deferred Outflows and Inflows of Resources

In addition to assets, the Statement of Net Position will sometimes report a separate section for deferred outflows of resources. This separate financial statement element, deferred outflows of resources, represents a consumption of net position that applies to a future period and so will not be recognized as an outflow of resources (expense/expenditure) until then. The District has three items that qualify for reporting in this category. The District reports deferred amounts on refunding in the Statement of Net Position as a deferred outflow of resources. A deferred amount on refunding results from the difference in the carrying value of refunded debt and its reacquisition price. This amount is deferred and amortized over the shorter of the life of the refunded or refunding debt. The second deferred outflow is related to pensions reported in the Statement of Net Position. For additional information on these deferred outflows related to pensions, see Note 8. The third deferred outflow is related to other postemployment benefits reported in the Statement of Net Position. For additional information on these deferred outflows related to other postemployment benefits, see Note 10.

In addition to liabilities, the District will sometimes report a separate section for deferred inflows of resources. This separate financial statement element, deferred inflows of resources, represents an acquisition of net position that applies to a future period(s) and so will not be recognized as an inflow of resources (revenue) until that time. The District has three items that qualify for reporting in this category. The first arises on the Balance Sheet under the modified accrual basis of accounting when potential revenues do not meet both the measurable and available criteria for recognition in the current period and when revenue is received that applies to a future period. The District reports deferred inflows of resources in the Statement of Net Position related to pensions reported in the district-wide statements. For additional information on deferred inflows related to pensions, see Note 8. The District also reports deferred inflows of resources in the Statement of Net Position related to other postemployment benefits reported in the district-wide statements. For additional information on deferred inflows related to other postemployment benefits see Note 10.

CORNWALL CENTRAL SCHOOL DISTRICT  
CORNWALL, NEW YORK  
NOTES TO FINANCIAL STATEMENTS  
JUNE 30, 2019

NOTE 1. SUMMARY OF CERTAIN SIGNIFICANT ACCOUNTING POLICIES. (Continued)

O. Deferred and Unearned Revenue

Deferred revenues are reported when potential revenues do not meet both the measurable and available criteria for recognition in the current period. Unearned revenues arise when the District receives resources before it has legal claim to them, as when grant monies are received prior to incurring qualifying expenditures. In subsequent periods, when both recognition criteria are met, or when the District has legal claim to the resources, the deferred or unearned revenues are removed and revenues are recorded. Many deferred revenues recorded in governmental funds are not recorded in the District-wide statements.

P. Vested Employee Benefits

1. Compensated Absences

Compensated absences consist of unpaid accumulated annual sick leave, vacation, and sabbatical/personal time.

Sick leave eligibility and accumulation is specified in negotiated labor contracts, and in individual employment contracts. Upon retirement, resignation or death, employees may contractually receive a payment based on unused accumulated sick leave.

District employees are granted vacation in varying amounts, based primarily on length of service and service position. Some earned benefits may be forfeited if not taken in varying time periods.

Consistent with GASB Statement 16, *Accounting for Compensated Absences*, the liability has been calculated using the vesting/termination method and an accrual for that liability is included in the district-wide financial statements. The compensated absences liability is calculated based on the pay rates in effect at year-end.

In the funds statements, only the amount of matured liabilities is accrued within the General Fund based upon expendable and available financial resources. These amounts are expensed on a pay-as-you go basis.

2. Other Benefits

District employees participate in the New York State Employees' Retirement System and the New York State Teachers' Retirement System.

District employees may choose to participate in the District's elective deferred compensation plans established under Internal Revenue Code Sections 403(b) and 457.



CORNWALL CENTRAL SCHOOL DISTRICT  
CORNWALL, NEW YORK  
NOTES TO FINANCIAL STATEMENTS  
JUNE 30, 2019

NOTE 1. SUMMARY OF CERTAIN SIGNIFICANT ACCOUNTING POLICIES. (Continued)

P. Vested Employee Benefits (Continued)

2. Other Benefits (Continued)

In addition to providing pension benefits, the District provides postemployment health insurance coverage and survivor benefits to retired employees and their survivors in accordance with the provisions of various employment contracts in effect at the time of retirement. Substantially all of the District's full-time employees may become eligible for these benefits if they reach normal retirement age while working for the District. Health care benefits are provided through plans whose premiums are based on the benefits paid during the year. The cost of providing post-retirement benefits is shared between the District and the retired employee. The District recognizes the cost of providing health insurance by recording its share of insurance premiums as an expenditure.

Q. Short-Term Debt

The District may issue Revenue Anticipation Notes (RAN) and Tax Anticipation Notes (TAN), in anticipation of the receipt of revenues. These notes are recorded as a liability of the fund that will actually receive the proceeds from the issuance of the notes. The RAN's and TAN's represent a liability that will be extinguished by the use of expendable, available resources of the fund.

The District may issue budget notes up to an amount not to exceed 5% of the amount of the annual budget during any fiscal year for expenditures for which there is an insufficient or no provision made in the annual budget. The budget note must be repaid no later than the close of the second fiscal year succeeding the year in which the note was issued.

The District may issue Bond Anticipation Notes (BAN), in anticipation of proceeds from the subsequent sale of bonds. These notes are recorded as current liabilities of the funds that will actually receive the proceeds from the issuance of bonds. State law requires that BAN's issued for capital purposes to be converted to long-term financing within five years after the original issue date.

The District may issue deficiency notes up to an amount not to exceed 5% of the amount of that same year's annual budget in any fund or funds arising from revenues being less than the amount estimated in the budget for that fiscal year. The deficiency notes may mature no later than the close of the fiscal year following the fiscal year in which they were issued. However, they may mature no later than the close of the second fiscal year after the fiscal year in which they were issued, if the notes were authorized and issued after the adoption of the budget for the fiscal year following the year in which they were issued.

CORNWALL CENTRAL SCHOOL DISTRICT  
CORNWALL, NEW YORK  
NOTES TO FINANCIAL STATEMENTS  
JUNE 30, 2019

NOTE 1. SUMMARY OF CERTAIN SIGNIFICANT ACCOUNTING POLICIES. (Continued)

R. Accrued Liabilities and Long-Term Obligations

Payables, accrued liabilities and long-term obligations are reported in the district-wide financial statements. In the governmental funds, payables and accrued liabilities are paid in a timely manner and in full from current financial resources. Claims and judgments, other postemployment benefits and compensated absences that will be paid from governmental funds, are reported as a liability in the fund financial statements only to the extent that they are due for payment in the current year. Bonds and other long-term obligations that will be paid from governmental funds are recognized as a liability in the fund financial statements when due.

Long-term obligations represent the District's future obligations or future economic outflows. The liabilities are reported as due in one year or due within more than one year in the Statement of Net Position.

S. Equity Classifications

1. District-wide Statements

In the district-wide statements there are three classes of net position:

Net investment in capital assets - consists of net capital assets (cost less accumulated depreciation) reduced by outstanding balances of related debt obligations from the acquisition, constructions or improvements of those assets.

Restricted net position - reports net position when constraints placed on the position are either externally imposed by creditors (such as through debt covenants), grantors, contributors, or laws or regulations of other governments, or imposed by law through constitutional provisions or enabling legislation.

Unrestricted net position - reports all other net position that do not meet the definition of the above two classifications and are deemed to be available for general use by the District.

2. Funds Statements

In the fund basis statements there are five classifications of fund balance:

Nonspendable: Includes amounts that cannot be spent because they are either (a) not in spendable form or (b) legally or contractually required to be maintained intact. Nonspendable fund balance includes prepaid items in the General Fund of \$756,654 and prepaid items and inventory in the School Lunch Fund of \$46,139.

CORNWALL CENTRAL SCHOOL DISTRICT  
CORNWALL, NEW YORK  
NOTES TO FINANCIAL STATEMENTS  
JUNE 30, 2019

NOTE 1. SUMMARY OF CERTAIN SIGNIFICANT ACCOUNTING POLICIES. (Continued)

S. Equity Classifications (Continued)

2. Funds Statements (Continued)

Restricted: Includes amounts with constraints placed on the use of resources either externally imposed by creditors, grantors, contributors, or laws or regulations of other governments; or imposed by law through constitutional provisions or enabling legislation. All encumbrances of funds other than the General fund are classified as restricted fund balance. The District has established the following restricted fund balances:

Capital Reserve

According to Education Law §3651, must be used to pay the cost of any object or purpose for which bonds may be issued. The creation of a capital reserve fund requires authorization by a majority of the voters establishing the purpose of the reserve, the ultimate amount, its probable term and the source of the funds. Expenditure may be made from the reserve only for a specific purpose further authorized by the voters. The form for the required legal notice for the vote on establishing and funding the reserve and the form of the proposition to be placed on the ballot are set forth in §3651 of the Education Law. This reserve is accounted for in the General Fund under Restricted Fund Balance.

Unemployment Insurance Reserve

According to General Municipal Law §6-m, must be used to pay the cost of reimbursement to the State Unemployment Insurance Fund for payments made to claimants where the employer has elected to use the benefit reimbursement method. The reserve may be established by Board action and is funded by budgetary appropriations and such other funds as may be legally appropriated. Within sixty days after the end of any fiscal year, excess amounts may either be transferred to another reserve or the excess applied to the appropriations of the next succeeding fiscal year's budget. If the School District elects to convert to tax (contribution) basis, excess resources in the fund over the sum sufficient to pay pending claims may be transferred to any other reserve fund.

Tax Certiorari Reserve

According to Education Law §3651.1-a, must be used to establish a reserve fund for tax certiorari and to expend from the fund without voter approval. The monies held in the reserve shall not exceed the amount that might reasonably be deemed necessary to meet anticipated judgments and claims arising out of tax certiorari proceedings. Any resources deposited to the reserve which are not expended for tax certiorari proceedings in the year such monies are deposited must be returned to the General Fund on or before the first day of the fourth fiscal year after deposit of these monies.

CORNWALL CENTRAL SCHOOL DISTRICT  
CORNWALL, NEW YORK  
NOTES TO FINANCIAL STATEMENTS  
JUNE 30, 2019

NOTE 1. SUMMARY OF CERTAIN SIGNIFICANT ACCOUNTING POLICIES. (Continued)

S. Equity Classifications (Continued)

2. Funds Statements (Continued)

Employee Benefit Accrued Liability Reserve

According to General Municipal Law §6-p, must be used for the payment of accrued employee benefit due an employee upon termination of the employee's service. This reserve may be established by a majority vote of the Board, and is funded by budgetary appropriations and such other reserves and funds that may be legally appropriated.

Retirement Contribution Reserve

According to General Municipal Law §6-r, must be used for financing retirement contributions. The reserve must be accounted for in the General Fund. The use of the reserve is limited to the New York State Employee Retirement System (ERS).

Teachers' Retirement Contribution Reserve

According to amendments to General Municipal Law §6-r, this reserve must be used to finance retirement contributions to the New York State Teachers' Retirement System ("TRS") and/or offset all or some of the amount deducted from the moneys apportioned to the District from the state under Education Law § 521. The reserve must be accounted for separate and apart from all other funds and a detailed report of the operation and condition of the fund must be provided to the Board. This reserve is accounted for in the General Fund. The amount of moneys contributed to the TRS Sub-fund annually cannot exceed 2% of the total salaries of all teachers employed by the District paid during the previous fiscal year. In addition, the total balance of the TRS Sub-fund cannot exceed 10% of the total salaries of all teachers employed by the District paid during the previous fiscal year.

CORNWALL CENTRAL SCHOOL DISTRICT  
CORNWALL, NEW YORK  
NOTES TO FINANCIAL STATEMENTS  
JUNE 30, 2019

NOTE 1. SUMMARY OF CERTAIN SIGNIFICANT ACCOUNTING POLICIES. (Continued)

S. Equity Classifications (Continued)

2. Funds Statements (Continued)

Restricted fund balance at June 30, 2019 consisted of:

General Fund:	
Capital Reserve	\$ 1,355,390
Unemployment Insurance Reserve	14,654
Tax Certiorari Reserve	975,941
Employee Benefit Accrued Liability Reserve	509,030
Retirement Contribution Reserve	511,739
Teachers' Retirement Contribution Reserve	350,663
School Lunch Fund	151,566
Capital Fund	232,575
Debt Service Fund	136
Total Restricted Fund Balance	\$ 4,101,694

Committed: Includes amounts that can only be used for specific purposes pursuant to constraints imposed by formal action of the Board of Education. The District did not classify any of its fund balances as committed as of June 30, 2019.

Assigned: Includes amounts that are constrained by the District's intent to be used for specific purposes, but are neither restricted nor committed. The purpose of the constraint must be narrower than the purpose of the general fund, and in funds other than the general fund, assigned fund balance represents the residual amount of fund balance. Assigned fund balance also includes an amount appropriated to partially fund the subsequent year's budget, as well as encumbrances not classified as restricted at the end of the fiscal year.

Unassigned: Includes fund balance that has not been assigned to other funds and that has not been restricted, committed, or assigned to specific purposes within the General Fund. In other governmental funds, if expenditures incurred for specific purposes exceeded the amounts restricted, committed, or assigned to those purposes, negative unassigned fund balance is reported.

CORNWALL CENTRAL SCHOOL DISTRICT  
CORNWALL, NEW YORK  
NOTES TO FINANCIAL STATEMENTS  
JUNE 30, 2019

NOTE 1. SUMMARY OF CERTAIN SIGNIFICANT ACCOUNTING POLICIES. (Continued)

S. Equity Classifications (Continued)

2. Funds Statements (Continued)

Order of Use of Fund Balance:

The District's policy is to apply expenditures against nonspendable fund balance, restricted fund balance, committed fund balance, assigned fund balance, and unassigned fund balance at the end of the fiscal year. For all funds, nonspendable fund balances are determined first and then restricted fund balances for specific purposes are determined. Any remaining fund balance amounts for funds other than the General Fund are classified as restricted fund balance. In the general fund, committed fund balance is determine next and then assigned. The remaining amounts are reported as unassigned. Assignments of fund balance cannot cause a negative unassigned fund balance.

Limitation on Unexpended Surplus Funds:

NYS Real Property Tax Law §1318 limits the amount of unexpended surplus funds the District can retain to no more than 4% of the District's General Fund budget for the ensuing fiscal year. Nonspendable and restricted fund balance of the General Fund are excluded from the 4% limitation. Amounts appropriated for the subsequent fiscal year and encumbrances are also excluded from the 4% limitation.

T. New Accounting Standards

The District has adopted all current Statements of the Governmental Accounting Standards Board (GASB) that are applicable. At June 30, 2019, the District implemented the following new standards issued by GASB:

- GASB Statement 83, *Certain Asset Retirement Obligations*, effective for the year ending June 30, 2019.
- GASB Statement 88, *Certain Disclosures Related to Debt, including Direct Borrowings and Direct Placements*, effective for the year ending June 30, 2019.

GASB has issued Statement 83, *Certain Asset Retirement Obligations*, which will enhance comparability of governments by establishing uniform criteria for governments to recognize and measure certain asset retirement obligations (AROs), including obligations that may not have been previously reported. An ARO is a legally enforceable liability associated with the retirement of a tangible capital asset. The District has implemented Statement 83, as required.

CORNWALL CENTRAL SCHOOL DISTRICT  
CORNWALL, NEW YORK  
NOTES TO FINANCIAL STATEMENTS  
JUNE 30, 2019

NOTE 1. SUMMARY OF CERTAIN SIGNIFICANT ACCOUNTING POLICIES. (Continued)

T. New Accounting Standards (Continued)

GASB has issued Statement 88, *Certain Disclosures Related to Debt, including Direct Borrowings and Direct Placements*, which will improve the information that is disclosed in notes to government financial statements related to debt, including direct borrowings and direct placements. It also clarifies which liabilities governments should include when disclosing information related to debt. The District has implemented Statement 88, as required.

U. Future Changes in Accounting Standards

GASB has issued Statement 84, *Fiduciary Activities*, which will enhance consistency and comparability by (1) establishing specific criteria for identifying activities that should be reported as fiduciary activities and (2) clarifying whether and how business-type activities should report their fiduciary activities. The focus of the criteria is on (1) whether a government is controlling the assets of the fiduciary activity and (2) the beneficiaries with whom a fiduciary relationship exists. The District is currently studying the Statement and plans on adoption if and when required, which will be for the June 30, 2020 financial statements.

GASB has issued Statement 87, *Leases*, which will increase the usefulness of government's financial statements by requiring recognition of certain lease assets and liabilities for leases that previously were not classified as operating leases and recognized as inflows of resources or outflows of resources based on the payment provisions of the contract. It establishes a single model for lease accounting based on the foundational principle that leases are financings of the right to use and underlying asset. Under, this Statement, a lessee is required to recognize a lease liability and an intangible right-to-use lease asset, a lessor is required to recognize a lease receivable and a deferred inflow of resources, thereby enhancing the relevance and consistency of information about governments' leasing activities. The District is currently studying the Statement and plans on adoption if and when required, which will be for the June 30, 2021 financial statements.

GASB has issued Statement 89, *Accounting for Interest Cost Incurred before the End of a Construction Period*, which will improve financial reporting by providing users of financial statements with more relevant information about capital assets and the cost of borrowing for a reporting period. The resulting information also will enhance the comparability of information about capital assets and the cost of borrowing for a reporting period for both governmental activities and business-type activities. The District is currently studying the Statement and plans on adoption if and when required, which will be for the June 30, 2021 financial statements.

GASB has issued Statement 90, *Majority Equity Interests—an amendment of GASB Statements No. 14 and No. 61*, which will improve the consistency and comparability of reporting a government's majority equity interest in a legally separate organization and to improve the relevance of financial statement information of certain component units. The District is currently studying the Statement and plans on adoption if and when required, which will be for the June 30, 2020 financial statements.

CORNWALL CENTRAL SCHOOL DISTRICT  
CORNWALL, NEW YORK  
NOTES TO FINANCIAL STATEMENTS  
JUNE 30, 2019

NOTE 1. SUMMARY OF CERTAIN SIGNIFICANT ACCOUNTING POLICIES. (Continued)

U. Future Changes in Accounting Standards (Continued)

GASB has issued Statement 91, *Conduit Debt Obligations*, The primary objectives of this Statement are to provide a single method of reporting conduit debt obligations by issuers and eliminate diversity in practice associated with (1) commitments extended by issuers, (2) arrangements associated with conduit debt obligations, and (3) related note disclosures. This Statement achieves those objectives by clarifying the existing definition of a conduit debt obligation; establishing that a conduit debt obligation is not a liability of the issuer; establishing standards for accounting and financial reporting of additional commitments and voluntary commitments extended by issuers and arrangements associated with conduit debt obligations; and improving required note disclosures. The District is currently studying the Statement and plans on adoption if and when required, which will be for the June 30, 2022 financial statements.

NOTE 2. EXPLANATION OF CERTAIN DIFFERENCES BETWEEN GOVERNMENTAL FUND STATEMENTS AND DISTRICT-WIDE STATEMENTS.

Due to the differences in the measurement focus and basis of accounting used in the governmental fund statements and the district-wide statements, certain financial transactions are treated differently. The basic financial statements contain a full reconciliation of these items. The differences result primarily from the economic focus of the Statement of Activities, compared with the current financial resources focus of the governmental funds.

A. Total Fund Balances of Governmental Funds vs. Net Position of Governmental Activities:

Total fund balances of the District's governmental funds differ from "net position" of governmental activities reported in the Statement of Net Position. This difference primarily results from the additional long-term economic focus of the Statement of Net Position versus the solely current financial resources focus of the governmental fund Balance Sheets.

1. The costs of building and acquiring capital assets (land, buildings and equipment) financed from the governmental funds are reported as expenditures in the year they are incurred, and the assets do not appear on the Balance Sheet. However, the Statement of Net Position includes those capital assets among the assets of the District as a whole, with their original costs capitalized and depreciation expensed annually over their useful lives. The balances at June 30, 2019 were as follows:

Original Cost of Capital Assets	\$ 71,453,731
Accumulated Depreciation	<u>(27,697,663)</u>
	<u>\$ 43,756,068</u>



CORNWALL CENTRAL SCHOOL DISTRICT  
CORNWALL, NEW YORK  
NOTES TO FINANCIAL STATEMENTS  
JUNE 30, 2019

NOTE 2. EXPLANATION OF CERTAIN DIFFERENCES BETWEEN GOVERNMENTAL FUND STATEMENTS AND DISTRICT-WIDE STATEMENTS. (Continued)

A. Total Fund Balances of Governmental Funds vs. Net Position of Governmental Activities: (Continued)

2. In the Statement of Net Position, a liability is recognized for the District's proportionate share of the net pension liability attributable to each defined benefit pension plan in which the District participates. A net pension liability is measured as the proportionate share of the portion of the actuarial present value of projected benefit payments that is attributed to past periods of employee service (proportionate share of total pension liability), net of the proportionate share of that pension plan's fiduciary net position. If a pension plan's fiduciary net position exceeds its total pension liability, the District's proportionate share of the pension plan's net pension asset is recognized. Also, deferred outflows and inflows of resources related to pensions primarily result from contributions subsequent to the measurement date, as well as changes in the components of the net pension liability or asset. However, none of these amounts are included on the Balance Sheet as they are only recognized to the extent the pension liability is normally expected to be liquidated with expendable available financial resources. These balances at June 30, 2019 were as follows:

Net Pension Asset - Proportionate Share	\$ 3,196,186
Deferred Outflows of Resources - Pensions	17,653,143
Net Pension Liability - Proportionate Share	(1,109,197)
Deferred Inflows of Resources - Pensions	(4,563,935)
	\$ 15,176,197

3. In a debt refunding, the difference between the reacquisition price and the net carrying amount of the old bonds is recorded as the deferred amount on refunding and included as a deferred outflow of resources in the Statement of Net Position. However, this amount is not included on the Balance Sheet as it was recorded as an expenditure when it was due, and thus required the use of current financial resources. The balance at June 30, 2019 was as follows:

Deferred Amount on Refunding	\$ 2,067,711
------------------------------	--------------

4. Interest is accrued in the Statement of Net Position, regardless of when it is due. This liability does not appear on the Balance Sheet because interest is expended when it is due, and thus requires the use of current financial resources. This liability at June 30, 2019 was as follows:

Accrued Interest	\$ 224,609
------------------	------------

CORNWALL CENTRAL SCHOOL DISTRICT  
CORNWALL, NEW YORK  
NOTES TO FINANCIAL STATEMENTS  
JUNE 30, 2019

NOTE 2. EXPLANATION OF CERTAIN DIFFERENCES BETWEEN GOVERNMENTAL FUND STATEMENTS AND DISTRICT-WIDE STATEMENTS. (Continued)

A. Total Fund Balances of Governmental Funds vs. Net Position of Governmental Activities: (Continued)

5. Revenues may be deferred on the Balance Sheet if they are not expected to be received in the current period. However, on the Statement of Net Position, these revenues are earned and not deferred accordingly. Adjustments to deferred revenues as of June 30, 2019 were as follows:

Day School Tuition Revenue	\$ 457,834
----------------------------	------------

6. Long-term liabilities and related deferred inflows and outflows are reported in the Statement of Net Position, but not in the Balance Sheet, because the liabilities are not due and payable in the current period. The balances at June 30, 2019 were as follows:

Compensated Absences	\$ 2,428,756
Bonds Payable (including an unamortized bond premium of \$1,941,184)	29,956,184
Installment Purchase Debt	3,751,590
Deferred Outflows of Resources - OPEB	(2,318,152)
Other Postemployment Benefits	92,598,383
Deferred Inflows of Resources - OPEB	16,332,065
	\$ 142,748,826

B. Statement of Revenues, Expenditures and Changes in Fund Balance vs. Statement of Activities:

Differences between the governmental funds Statement of Revenues, Expenditures and Changes in Fund Balance and the Statement of Activities fall into one of five broad categories. The amounts shown below represent:

1. Long-Term Revenue Differences

Long-term revenue differences arise because governmental funds report revenues only when they are considered "available", whereas the Statement of Activities reports revenues when earned. Differences in long-term expenses arise because governmental funds report on a modified accrual basis, whereas the accrual basis of accounting is used on the Statement of Activities.

2. Capital Related Differences

Capital related differences include the difference between proceeds for the sale of capital assets reported on governmental fund statements and the gain or loss on the sale of assets as reported on the Statement of Activities, and the difference between recording an expenditure for the purchase of capital items in the governmental fund statements and depreciation expense on those items as recorded in the Statement of Activities.

CORNWALL CENTRAL SCHOOL DISTRICT  
CORNWALL, NEW YORK  
NOTES TO FINANCIAL STATEMENTS  
JUNE 30, 2019

NOTE 2. EXPLANATION OF CERTAIN DIFFERENCES BETWEEN GOVERNMENTAL FUND STATEMENTS AND DISTRICT-WIDE STATEMENTS. (Continued)

B. Statement of Revenues, Expenditures and Changes in Fund Balance vs. Statement of Activities: (Continued)

3. Long-Term Debt Transaction Differences

Long-term debt transaction differences occur because both interest and principal payments are recorded as expenditures in the governmental fund statements, whereas interest payments are recorded in the Statement of Activities as incurred, and principal payments are recorded as a reduction of liabilities in the Statement of Net Position.

4. Pension Plan Transaction Differences

Pension plan transaction differences occur as a result of changes in the District's proportion of the collective net pension asset/liability and differences between the District's contributions and its proportionate share of the total contributions to the pension systems.

5. Other Post Employment Benefit (OPEB) Related Differences

OPEB differences occur as a result of changes in the District's total OPEB liability and differences between the District's contributions and OPEB expense.

Explanation of Differences between Statement of Revenues, Expenditures and Changes in Fund Balance and the Statement of Activities

Total Revenues and Other Funding Sources

Total revenues reported in governmental funds (Schedule 5)	\$ 72,950,088
--	---------------

Because some revenue will not be collected for several months after the District's fiscal year-end, they are not considered as "available" revenues in the governmental funds. However, they are considered to be earned in the Statement of Activities. This is the amount by which the revenues recognized in the Statement of Activities this year were greater than in the previous year.

86,835

Total revenues in the Statement of Activities (Schedule 2)	
--	--

\$ 73,036,923

CORNWALL CENTRAL SCHOOL DISTRICT  
CORNWALL, NEW YORK  
NOTES TO FINANCIAL STATEMENTS  
JUNE 30, 2019

NOTE 2. EXPLANATION OF CERTAIN DIFFERENCES BETWEEN GOVERNMENTAL FUND STATEMENTS AND DISTRICT-WIDE STATEMENTS. (Continued)

B. Statement of Revenues, Expenditures and Changes in Fund Balance vs. Statement of Activities (Continued):

Total Expenditures & Other Uses/Expenses

Total expenditures reported in governmental funds (Schedule 5)	\$ 71,495,332
--	---------------

<p>In the Statement of Activities, certain operating expenses (compensated absences) are measured by the amounts incurred during the year. In the governmental funds, however, expenditures for these items are measured to the extent that they have matured (essentially, the amounts paid or payable). This is the amount by which compensated absences incurred exceeded the amounts paid or payable during the year.</p>	25,041
---	--------

<p>Interest payable is recognized as an accrued liability in the entity wide statements under full accrual accounting whereas it is not under the governmental fund statements. This is the amount by which interest payable this year is less than the interest payable last year.</p>	(22,583)
---	----------

<p>In the Statement of Activities, the expense for other postemployment benefits (OPEB) includes changes in the OPEB liability such as service cost, interest cost and changes in benefit terms, as well as amortization of deferred outflows of resources and deferred inflows of resources related to OPEB. In the governmental funds, however, OPEB expenditures are measured by the amount of financial resources used (essentially the amounts actually paid). This is the amount by which the OPEB expense in the Statement of Activities exceeded the amount of financial resources used during the year.</p>	3,205,779
--	-----------

CORNWALL CENTRAL SCHOOL DISTRICT  
CORNWALL, NEW YORK  
NOTES TO FINANCIAL STATEMENTS  
JUNE 30, 2019

NOTE 2. EXPLANATION OF CERTAIN DIFFERENCES BETWEEN GOVERNMENTAL FUND STATEMENTS AND DISTRICT-WIDE STATEMENTS. (Continued)

B. Statement of Revenues, Expenditures and Changes in Fund Balance vs. Statement of Activities (Continued):

Total Expenditures & Other Uses/Expenses (Continued)

<p>In the Statement of Activities, pension expense related to the ERS and TRS defined benefit pension plans is measured as the change in the District's proportionate shares of the net pension assets and liabilities as of the measurement dates for each plan. In the governmental funds, however, these expenditures are recognized equal to the total of (1) amounts paid by the employer to the pension plan and (2) the change between the beginning and ending balances of amounts normally expected to be liquidated with expendable available financial resources. This is the the amount by which pension expense was less than the amount of financial resources expended during the year.</p>	(531,434)
<p>When the purchase or construction of capital assets is financed through governmental funds, the resources expended for those assets are reported as expenditures in the years they are incurred. However, in the Statement of Activities, the cost of those assets is allocated over their estimated useful lives and reported as depreciation expense. This is the amount by which capital expenditures of \$333,955 were less than depreciation of \$1,651,476 in the current year.</p>	1,317,521
<p>Repayment of bond and installment debt principal is an expenditure in the governmental funds when it is due and paid, but reduces liabilities in the Statement of Net Position, and does not affect the Statement of Activities.</p>	(2,454,209)
<p>Premiums and discounts on long-term debt issuances and deferred amounts from debt refundings are considered to have been earned or incurred in the fiscal year in which the transactions occur in the governmental fund statements. These amounts are amortized over the life of the related debt in the Statement of Activities. This is the net amount that was amortized during the current year.</p>	<div style="border-top: 1px solid black; display: inline-block;">12,344</div>
<p>Total expenses in the Statement of Activities (Schedule 2)</p>	<div style="border-top: 3px double black; display: inline-block;">\$ 73,047,791</div>

CORNWALL CENTRAL SCHOOL DISTRICT  
CORNWALL, NEW YORK  
NOTES TO FINANCIAL STATEMENTS  
JUNE 30, 2019

NOTE 3. STEWARDSHIP AND COMPLIANCE.

A. Budgets

The District administration prepares a proposed budget for approval by the Board of Education for the following governmental funds for which legal (appropriated) budgets are adopted:

- The voters of the District approved the proposed appropriation budget for the General Fund.

Appropriations are adopted at the program line item level.

Appropriations established by the adoption of the budget constitute a limitation on expenditures (and encumbrances) that may be incurred. Appropriations lapse at the end of the fiscal year unless expended or encumbered. Encumbrances will lapse if not expended in the subsequent fiscal year. Appropriations authorized for the current year are increased by the planned use of specific reserves, and budget amendments approved by the Board of Education as a result of selected new revenue sources not included in the original budget (when permitted by law). These Supplemental appropriations may occur subject to legal restrictions, if the Board approves them because of a need that exists which was not determined at the time the budget was adopted. Supplemental appropriations that occurred during the fiscal year are shown on Supplemental Schedule #5.

Budgets are adopted annually on a basis consistent with GAAP. Appropriations authorized for the fiscal year are increased by the amount of encumbrances carried forward from the prior year.

The General Fund is the only fund with a legally approved budget for the fiscal year ended June 30, 2019.

Budgets are established and used for individual capital project funds expenditures as approved by a special referendum of the District's voters. The maximum project amount authorized is based primarily upon the cost of the project, plus any requirements for external borrowings, not annual appropriations. These budgets do not lapse and are carried over to subsequent fiscal years until the completion of the projects.

B. Encumbrances

Encumbrance accounting is used for budget control and monitoring purposes and is reported as a part of the governmental funds. Under this method, purchase orders, contracts and other commitments for the expenditure of monies are recorded to reserve applicable appropriations. Outstanding encumbrances as of year-end are presented as restrictions or assignments of fund balance and do not represent expenditures or liabilities. These commitments will be honored in the subsequent period. Related expenditures are recognized at that time, as the liability is incurred or the commitment is paid.

C. Other Stewardship and Compliance Matters

The District was in compliance with all other legal and contractual provisions for the fiscal year.

CORNWALL CENTRAL SCHOOL DISTRICT  
CORNWALL, NEW YORK  
NOTES TO FINANCIAL STATEMENTS  
JUNE 30, 2019

NOTE 4. CASH - CUSTODIAL CREDIT, CONCENTRATION OF CREDIT, INTEREST RATE, FOREIGN CURRENCY RISKS AND INVESTMENT POOL.

Custodial credit risk is the risk that in the event of a bank failure, the District's deposits may not be returned to it. While the District does not have a specific policy for custodial credit risk, New York State statutes govern the District's investment policies, as discussed previously in these Notes.

The District's aggregate bank balances (disclosed in the financial statements), included balances not covered by depository insurance at year-end, collateralized as follows:

Uncollateralized	\$	0.
Collateralized with securities held by the pledging financial institution, or its trust department or agent, but not in the District's name	\$	13,417,176.

Restricted cash represents cash and cash equivalents where use is limited by legal requirements. These assets represent amounts required by statute to be reserved for various purposes. Restricted cash as of year-end includes \$4,101,694 within the governmental funds.

The District does not typically purchase investments for a long enough duration to cause it to believe that it is exposed to any material interest rate risk. The District also does not typically purchase investments denominated in a foreign currency, and is not exposed to foreign currency risk.

The District participates in a multi-municipal cooperative investment pool agreement pursuant to New York State General Municipal Law Article 5-G, §119-O, whereby it holds a portion of the investments in cooperation with other participants. The investments are highly liquid and are considered to be cash equivalents.

Total investments of the Cooperative Liquid Assets Securities System – New York (CLASS) as of year-end are \$2,477,183,270, which consisted of \$334,084,051 in repurchase agreements, \$1,905,651,846 in U.S. Treasury Securities, and \$237,447,373 in collateralized bank deposits, with various interest rate and due dates.

The following amounts invested in this cooperative are included as unrestricted and restricted cash:

Fund	Bank Balance	Carrying Amount
General Fund	\$ 1,418	\$ 1,418
Special Aid Fund	250	250
Capital Projects Fund	1,642	1,642

The above amounts represent the cost of the investment pool shares, and are considered to approximate market value. The investment pool is categorically exempt from the New York State collateral requirements. Additional information concerning the cooperative is presented in the annual report of CLASS.

CORNWALL CENTRAL SCHOOL DISTRICT  
CORNWALL, NEW YORK  
NOTES TO FINANCIAL STATEMENTS  
JUNE 30, 2019

NOTE 5. INVESTMENTS.

The District has investments (primarily donated scholarship funds), and chooses to disclose the investments by specifically identifying each. The District's investment policy for these investments is also governed by New York State statutes. Investments are stated at fair value, and are categorized as either:

- (A) Insured or registered, or investments held by the District or by the District's agent in the District's name, or
- (B) Uninsured and unregistered, with the investments held by the financial institutes trust department in the District's name, or
- (C) Uninsured and unregistered, with investments held by the financial institution or its trust department, but not in the District's name.

<u>Investment</u>	<u>Fund</u>	<u>Carrying Amount</u>	<u>Type of Investment</u>	<u>Category</u>
Fidelity Balance Fund	Fiduciary (Private Purpose Trust)	\$ 17,593	Mutual Fund	A
Columbia Bond Fund-A	Fiduciary (Private Purpose Trust)	<u>31,569</u>	Mutual Fund	A
Total		<u>\$ 49,162</u>		



CORNWALL CENTRAL SCHOOL DISTRICT  
CORNWALL, NEW YORK  
NOTES TO FINANCIAL STATEMENTS  
JUNE 30, 2019

NOTE 6. CAPITAL ASSETS.

Capital asset balances and activity for the fiscal year ended June 30, 2019, were as follows:

	<u>Beginning Balance</u>	<u>Additions</u>	<u>Retirements/ Reclassifications</u>	<u>Ending Balance</u>
Governmental activities:				
Capital assets that are not depreciated:				
Land	\$ 1,776,500	\$ 0	\$ 0	\$ 1,776,500
Capital assets that are depreciated:				
Land Improvements	1,371,571	0	0	1,371,571
Buildings and Improvements	66,353,508	285,342	0	66,638,850
Furniture & Equipment	1,618,197	48,613	0	1,666,810
Total Depreciable Assets	<u>69,343,276</u>	<u>333,955</u>	<u>0</u>	<u>69,677,231</u>
Less: Accumulated Depreciation	<u>(26,046,187)</u>	<u>(1,651,476)</u>	<u>0</u>	<u>(27,697,663)</u>
Capital Assets, Net	<u>\$45,073,589</u>	<u>\$ (1,317,521)</u>	<u>\$ 0</u>	<u>\$43,756,068</u>

Depreciation expense was charged to governmental functions as follows:

General Support	\$ 247,722
Instruction	1,354,210
Cost of Sales	<u>49,544</u>
Total Depreciation	<u>\$ 1,651,476</u>

CORNWALL CENTRAL SCHOOL DISTRICT  
CORNWALL, NEW YORK  
NOTES TO FINANCIAL STATEMENTS  
JUNE 30, 2019

NOTE 7. LONG-TERM LIABILITIES.

Long-term liability balances and activity for the fiscal year are summarized below:

	Beginning Balance	Issued	Paid/ Redeemed	Ending Balance	Amounts Due Within One Year
Governmental Activities:					
Bonds and Notes Payable:					
Payable:					
Bonds Payable	\$ 30,160,000	\$ 0	\$ 2,145,000	\$ 28,015,000	\$2,260,000
Bond Premiums	2,130,568	0	189,384	1,941,184	189,384
	<u>32,290,568</u>	<u>0</u>	<u>2,334,384</u>	<u>29,956,184</u>	<u>2,449,384</u>
Installment Purchase Debt	4,060,799	0	309,209	3,751,590	281,805
	<u>4,060,799</u>	<u>0</u>	<u>309,209</u>	<u>3,751,590</u>	<u>281,805</u>
Total Bonds and Notes Payable	<u>36,351,367</u>	<u>0</u>	<u>2,643,593</u>	<u>33,707,774</u>	<u>2,731,189</u>
Other Liabilities:					
Compensated Absences	2,403,715	135,930	110,889	2,428,756	0
Other Postemployment Benefits	93,120,708	8,012,240	8,534,565	92,598,383	0
Net Pension Liability Proportionate Share	510,185	4,159,929	3,560,917	1,109,197	0
	<u>510,185</u>	<u>4,159,929</u>	<u>3,560,917</u>	<u>1,109,197</u>	<u>0</u>
Total Other Liabilities	<u>96,034,608</u>	<u>12,308,099</u>	<u>12,206,371</u>	<u>96,136,336</u>	<u>0</u>
Total Long-Term Liabilities	<u>\$132,385,975</u>	<u>\$12,308,099</u>	<u>\$14,849,964</u>	<u>\$129,844,110</u>	<u>\$2,731,189</u>

The General Fund has typically been used to liquidate long-term liabilities such as compensated absences.

Existing serial bond and installment purchase obligations are as follows:

Description of Issue	Issue Date	Final Maturity	Interest Rate	Balance
District Improvements	08/01/08	04/01/23	4.00% - 4.55%	\$ 1,270,000
District Improvements	07/16/10	07/15/20	3.75% - 4.00%	105,000
High School refunding	09/06/12	10/15/29	2.5% - 5%	26,640,000
Energy Performance Note	04/30/15	04/01/30	1.43%	3,751,590
				<u>\$ 31,766,590</u>

CORNWALL CENTRAL SCHOOL DISTRICT  
CORNWALL, NEW YORK  
NOTES TO FINANCIAL STATEMENTS  
JUNE 30, 2019

NOTE 7. LONG-TERM LIABILITIES. (Continued)

The following is a summary of maturing debt service requirements:

<u>For the Year Ended June 30,</u>	<u>Principal</u>	<u>Interest</u>
2020	\$ 2,541,805	\$ 1,095,607
2021	2,699,419	982,608
2022	2,791,888	856,429
2023	2,924,535	724,195
2024	2,707,363	597,224
2025 - 2029	14,885,900	1,637,214
2030	<u>3,215,680</u>	<u>48,880</u>
TOTAL	<u>\$ 31,766,590</u>	<u>\$ 5,942,157</u>

Interest on long-term debt for the fiscal year was composed of:

Interest paid	\$ 1,197,909
Less: Interest accrued in the prior year	(247,192)
Less: Amortization of bond premiums	(189,384)
Plus: Interest accrued in the current year	224,609
Plus: Amortization of deferred amounts on refunding	<u>201,728</u>
Total interest expense	<u>\$ 1,187,670</u>

CORNWALL CENTRAL SCHOOL DISTRICT  
CORNWALL, NEW YORK  
NOTES TO FINANCIAL STATEMENTS  
JUNE 30, 2019

NOTE 8. PENSION PLANS.

Employees' Retirement System Plan Description

The District participates in the New York State and Local Employees' Retirement System (ERS). ERS and the New York State and Local Police and Fire Retirement System (PFRS) are collectively referred to as New York State and Local Retirement System (the ERS System). These are cost-sharing multiple-employer defined benefit retirement systems. The net position of the ERS System is held in the New York State Common Retirement Fund (the Fund), which was established to hold all net assets and record changes in fiduciary net position allocated to the ERS System. The Comptroller of the State of New York serves as the trustee of the Fund and is the administrative head of the ERS System. The Comptroller is an elected official determined in a direct statewide election and serves a four-year term. Thomas P. DiNapoli has served as Comptroller since February 7, 2007. In November 2018, he was elected for a new term commencing January 1, 2019. System benefits are established under the provisions of the New York State Retirement and Social Security Law (RSSL). Once a public employer elects to participate in the System, the election is irrevocable. The New York State Constitution provides that pension membership is a contractual relationship and plan benefits cannot be diminished or impaired. Benefits can be changed for future members only by enactment of a State statute. The District also participates in the Public Employees' Group Life Insurance Plan (GLIP), which provides death benefits in the form of life insurance. The System is included in the State's financial report as a pension trust fund. That report may be found at [www.osc.state.ny.us/retire/publications/index.php](http://www.osc.state.ny.us/retire/publications/index.php) or obtained by writing to the New York State and Local Retirement System, 110 State Street, Albany, NY 12244-0001.

Teachers' Retirement System Plan Description

The New York State Teachers' Retirement System (the TRS System) was created and exists pursuant to Article 11 of the New York State Education Law. The System is the administrator of a cost-sharing, multiple-employer public employee retirement system (PERS), administered by a 10-member Board to provide pension and ancillary benefits to teachers employed by participating employers in the State of New York, excluding New York City. For additional Plan information please refer to the NYSTRS Comprehensive Annual Financial Report which can be found on the System's website located at [www.nystrs.org](http://www.nystrs.org).

ERS Benefits Provided

The ERS System provides retirement benefits as well as death and disability benefits.

*Tiers 1 and 2*

Eligibility: Tier 1 members, with the exception of those retiring under special retirement plans, must be at least age 55 to be eligible to collect a retirement benefit. There is no minimum service requirement for Tier 1 members. Tier 2 members, with the exception of those retiring under special retirement plans, must have five years of service and be at least age 55 to be eligible to collect a retirement benefit. The age at which full benefits may be collected for Tier 1 is 55, and the full benefit age for Tier 2 is 62.

CORNWALL CENTRAL SCHOOL DISTRICT  
CORNWALL, NEW YORK  
NOTES TO FINANCIAL STATEMENTS  
JUNE 30, 2019

NOTE 8. PENSION PLANS. (Continued)

ERS Benefits Provided (Continued)

*Tiers 1 and 2 (Continued)*

Benefit Calculation: Generally, the benefit is 1.67 percent of final average salary for each year of service if the member retires with less than 20 years. If the member retires with 20 or more years of service, the benefit is 2 percent of final average salary for each year of service. Tier 2 members with five or more years of service can retire as early as age 55 with reduced benefits. Tier 2 members age 55 or older with 30 or more years of service can retire with no reduction in benefits. As a result of Article 19 of the RSSL, Tier 1 and Tier 2 members who worked continuously from April 1, 1999 through October 1, 2000 received an additional month of service credit for each year of credited service they have at retirement, up to a maximum of 24 additional months.

Final average salary is the average of the wages earned in the three highest consecutive years of employment. For Tier 1 members who joined on or after June 17, 1971, each year in the final average salary calculation is limited to no more than 20% greater than the previous year. For Tier 2 members, each year of final average salary is limited to no more than 20% greater than the average of the previous two years.

*Tiers 3, 4, and 5*

Eligibility: Tier 3 and 4 members, with the exception of those retiring under special retirement plans, must have five years of service and be at least age 55 to be eligible to collect a retirement benefit. Tier 5 members, with the exception of those retiring under special retirement plans, must have 10 years of service and be at least age 55 to be eligible to collect a retirement benefit. The full benefit age for Tiers 3, 4 and 5 is 62.

Benefit Calculation: Generally, the benefit is 1.67 percent of final average salary for each year of service if the member retires with less than 20 years. If a member retires with between 20 and 30 years of service, the benefit is 2 percent of final average salary for each year of service. If a member retires with more than 30 years of service, an additional benefit of 1.5 percent of final average salary is applied for each year of service over 30 years. Tier 3 and 4 members with five or more years of service and Tier 5 members with 10 or more years of service can retire as early as age 55 with reduced benefits. Tier 3 and 4 members age 55 or older with 30 or more years of service can retire with no reduction in benefits.

Final average salary is the average of the wages earned in the three highest consecutive years. For Tier 3, 4 and 5 members, each year used in the final average salary calculation is limited to no more than 10% greater than the average of the previous two years.

*Tier 6*

Eligibility: Tier 6 members, with the exception of those retiring under special retirement plans, must have 10 years of service and be at least age 55 to be eligible to collect a retirement benefit. The full benefit age for Tier 6 is 63 for ERS members and 62 for PFRS members.

CORNWALL CENTRAL SCHOOL DISTRICT  
CORNWALL, NEW YORK  
NOTES TO FINANCIAL STATEMENTS  
JUNE 30, 2019

NOTE 8. PENSION PLANS. (Continued)

ERS Benefits Provided (Continued)

*Tiers 6 (Continued)*

Benefit Calculation: Generally, the benefit is 1.67 percent of final average salary for each year of service if the member retires with less than 20 years. If a member retires with 20 years of service, the benefit is 1.75 percent of final average salary for each year of service. If a member retires with more than 20 years of service, an additional benefit of 2 percent of final average salary is applied for each year of service over 20 years. Tier 6 members with 10 or more years of service can retire as early as age 55 with reduced benefits.

Final average salary is the average of the wages earned in the five highest consecutive years. For Tier 6 members, each year of final average salary is limited to no more than 10% greater than the average of the previous four years.

*Special Plans*

The 25-Year Plans allow a retirement after 25 years of service with a benefit of one-half of final average salary, and the 20-Year Plans allow a retirement after 20 years of service with a benefit of one-half of final average salary. These plans are available to certain PFRS members, sheriffs, and correction officers.

*Disability Retirement Benefits*

Disability retirement benefits are available to ERS and PFRS members unable to perform their job duties because of permanent physical or mental incapacity. There are three general types of disability benefits: ordinary, performance of duty, and accidental disability benefits. Eligibility, benefit amounts, and other rules such as any offsets or other benefits depend on a members tier, years of service, and plan.

*Ordinary Death Benefits*

Death benefits are payable upon the death, before retirement, of a member who meets eligibility requirements as set forth by law. The first \$50,000 of an ordinary death benefit is paid in the form of group term life insurance. The benefit is generally three times the member's annual salary. For most members, there is also a reduced post-retirement ordinary death benefit available.

CORNWALL CENTRAL SCHOOL DISTRICT  
CORNWALL, NEW YORK  
NOTES TO FINANCIAL STATEMENTS  
JUNE 30, 2019

NOTE 8. PENSION PLANS. (Continued)

ERS Benefits Provided (Continued)

*Post-Retirement Benefit Increases*

A cost-of-living adjustment is provided annually to: (i) all pensioners who have attained age 62 and have been retired for five years; (ii) all pensioners who have attained age 55 and have been retired for 10 years; (iii) all disability pensioners, regardless of age, who have been retired for five years; (iv) ERS recipients of an accidental death benefit, regardless of age, who have been receiving such benefit for five years and (v) the spouse of a deceased retiree receiving a lifetime benefit under an option elected by the retiree at retirement. An eligible spouse is entitled to one-half the cost-of-living adjustment amount that would have been paid to the retiree when the retiree would have met the eligibility criteria. This cost-of-living adjustment is a percentage of the annual retirement benefit of the eligible member as computed on a base benefit amount not to exceed \$18,000 of the annual retirement benefit. The cost-of-living percentage shall be 50 percent of the annual Consumer Price Index as published by the U.S. Bureau of Labor, but cannot be less than 1 percent or exceed 3 percent.

TRS Benefits Provided

The benefits provided to members of the TRS System are established by New York State and may be amended only by the Legislature with the Governor's approval. Benefit provisions vary depending on date of membership and are subdivided into the following six classes:

*Tier 1*

Members who last joined prior to July 1, 1973 are covered by the provisions of Article 11 of the Education Law.

*Tier 2*

Members who last joined on or after July 1, 1973 and prior to July 27, 1976 are covered by the provisions of Article 11 of the Education Law and Article 11 of the Retirement and Social Security Law (RSSL).

*Tier 3*

Members who last joined on or after July 27, 1976 and prior to September 1, 1983 are covered by the provisions of Article 14 and Article 15 of the RSSL.

*Tier 4*

Members who last joined on or after September 1, 1983 and prior to January 1, 2010 are covered by the provisions of Article 15 of the RSSL.

CORNWALL CENTRAL SCHOOL DISTRICT  
CORNWALL, NEW YORK  
NOTES TO FINANCIAL STATEMENTS  
JUNE 30, 2019

NOTE 8. PENSION PLANS. (Continued)

TRS Benefits Provided (Continued)

*Tier 5*

Members who joined on or after January 1, 2010 and prior to April 1, 2012 are covered by the provisions of Article 15 of the RSSL.

*Tier 6*

Members who joined on or after April 1, 2012 are covered by the provisions of Article 15 of the RSSL.

*Service Retirements*

Tier 1 members are eligible, beginning at age 55, for a service retirement allowance of approximately 2% per year of credit service times final average salary.

Under Article 19 of the RSSL, eligible Tiers 1 and 2 members can receive additional service credit of one-twelfth of a year for each year of retirement credit as of the date of retirement or death up to a maximum of two additional years.

Tiers 2 through 5 are eligible for the same but with the following limitations: (1) Tiers 2 through 4 members receive an unreduced benefit for retirement at age 62 or retirement at ages 55 through 61 with 30 years of service or a reduced benefit for retirement at ages 55 through 61 with less than 30 years of service. (2) Tier 5 members receive an unreduced benefit for retirement at age 62 or retirement at ages 57 through 61 with 30 years of service. They receive a reduced benefit for retirement at ages 55 and 56 regardless of service credit, or ages 57 through 61 with less than 30 years of service.

Tier 6 members are eligible for a service retirement allowance of 1.75% per year of credited service years of service plus 2% per year for years of service in excess of 20 years times final average salary. Tier 6 members receive an unreduced benefit for retirement at age 63. They receive a reduced benefit at ages 55 through 62 regardless of service credit.

*Vested Benefits*

Retirement benefits after 5 years of credited service except for Tiers 5 and 6 where 10 years of credited service are required. Benefits are payable at age 55 or greater with the limitations noted for service requirements above.



CORNWALL CENTRAL SCHOOL DISTRICT  
CORNWALL, NEW YORK  
NOTES TO FINANCIAL STATEMENTS  
JUNE 30, 2019

NOTE 8. PENSION PLANS. (Continued)

TRS Benefits Provided (Continued)

*Disability Retirement*

Members are eligible for disability retirement benefits after 10 years of credited New York State service except for Tier 3 where disability retirement is permissible after 5 years of credited New York State service pursuant to the provisions of Article 14 of the RSSL. The Tier 3 benefit is integrated with Social Security.

*Death Benefits*

Death benefits are paid to the beneficiary of active members who die in service. The benefit is based on final salary and the number of years of credited service.

*Prior Service*

After 2 years of membership, members of all tiers may claim and receive credit for prior New York State public or teaching service. Only Tiers 1 and 2 members may, under certain conditions, claim out of state service.

*Tier Reinstatement*

In accordance with Chapter 640 of the Laws of 1998, any active member who had a prior membership may elect to be reinstated to their original date and Tier of membership.

*Permanent Cost of Living Adjustment (COLA)*

Section 532-a of the Education Law provides a permanent cost-of-living benefit to both current and future retired members. This benefit will be paid commencing September of each year to retired members who have attained age 62 and have been retired for 5 years or attained age 55 and have been retired for 10 years. Disability retirees must have been retired for 5 years, regardless of age, to be eligible. The annual COLA percentage is equal to 50% of the increase in the consumer price index not to exceed 3% nor be lower than 1%. It is applied to the first eighteen thousand dollars of the annual benefit. The applicable percentage payable beginning September 2018 is 1.2%.

Members who retired prior to July 1, 1970 are eligible for a minimum benefit of seventeen thousand five hundred dollars for 35 years of credited full-time New York State service. Certain members who retire pursuant to the provisions of Article 14 of the RSSL are eligible for automatic cost-of-living supplementation based on the increase in the consumer price index with a maximum per annum increase of 3%.

CORNWALL CENTRAL SCHOOL DISTRICT  
CORNWALL, NEW YORK  
NOTES TO FINANCIAL STATEMENTS  
JUNE 30, 2019

NOTE 8. PENSION PLANS. (Continued)

Contributions

The Systems are noncontributory except for employees who joined after July 27, 1976, who contribute 3 percent of their salary for the first ten years of membership, and employees who joined on or after January 1, 2010 who generally contribute 3.0% to 3.5% of their salary for their entire length of service. In addition, employee contribution rates under ERS tier 6 vary based on a sliding salary scale. The Comptroller annually certifies the actuarially determined rates expressly used in computing the employers' contributions for the ERS' fiscal year ended March 31. For TRS, contribution rates are established annually by the New York State Teachers' Retirement Board pursuant to Article 11 of the Education Law. The District paid 100% of the required contributions as billed by the TRS and ERS for the current year and each of the two preceding years. These contributions were as follows:

<u>Year</u>	<u>NYSERS</u>	<u>NYSTRS</u>
2018 - 2019	\$ 739,369	\$ 2,821,548
2017 - 2018	730,751	3,315,376
2016 - 2017	702,346	3,619,369

The District chose to prepay the required contributions to ERS by December 15<sup>th</sup> each year and received a discount.

ERS has provided additional disclosures through entities that elected to participate in Chapter 260, 57 and 105.

Pension Liabilities, Pension Expense, and Deferred Outflows of Resources and Deferred Inflows of Resources Related to Pensions

At June 30, 2019, the District reported the following asset/(liability) for its proportionate share of the net pension liability/(asset) for each of the Systems. The net pension asset/(liability) was measured as of March 31, 2019 for ERS and June 30, 2018 for TRS. The total pension asset/(liability) used to calculate the net pension asset/(liability) was determined by an actuarial valuation. The District's proportion of the net pension asset/(liability) was based on a projection of the District's long-term share of contributions to the Systems relative to the projected contributions of all participating members, actuarially determined. This information was provided by the TRS and ERS Systems in reports provided to the District.

At March 31, 2019, the District's proportion of the NYSERS net pension liability/(asset) 0.0156549%, which was a decrease of .0001528% from its proportion measured as March 31, 2018.

At June 30, 2018, the District's proportion of the NYSTRS net pension liability/(asset) was 0.176754%, which was a decrease of .001757% from its proportion measured as June 30, 2017.

For the fiscal year ended June 30, 2019, the District recognized pension expense of \$833,153 for ERS and \$2,452,364 for TRS. At June 30, 2019, the District reported deferred outflows of resources and deferred inflows of resources related to pensions from the following sources:

CORNWALL CENTRAL SCHOOL DISTRICT  
CORNWALL, NEW YORK  
NOTES TO FINANCIAL STATEMENTS  
JUNE 30, 2019

NOTE 8. PENSION PLANS. (Continued)

Pension Liabilities, Pension Expense, and Deferred Outflows of Resources and Deferred Inflows of Resources Related to Pensions (Continued)

	Deferred Outflows of Resources			Deferred Inflows of Resources		
	ERS	TRS	Total	ERS	TRS	Total
Differences between expected and actual experience	\$ 218,424	\$ 2,388,484	\$ 2,606,908	\$ 74,458	\$ 432,648	\$ 507,106
Changes of Assumptions	278,807	11,172,767	11,451,574	0	0	0
Net difference between projected and actual earnings on pension plan investments	0	0	0	284,681	3,548,010	3,832,691
Changes in proportion and difference between the District's contributions and proportionate share of contributions	229,013	106,175	335,188	14,039	210,099	224,138
District's contributions subsequent to the measurement date	183,061	3,076,412	3,259,473	0	0	0
Total	<u>\$ 909,305</u>	<u>\$ 16,743,838</u>	<u>\$ 17,653,143</u>	<u>\$ 373,178</u>	<u>\$ 4,190,757</u>	<u>\$ 4,563,935</u>

District contributions subsequent to the measurement date will be recognized as a reduction of the net pension liability in the fiscal year ended June 30, 2020. Other amounts reported as deferred outflows of resources and deferred inflows of resources related to pensions will be recognized in pension expense as follows:

Year Ended:	ERS	TRS
2020	\$ 314,298	\$ 3,176,925
2021	(159,119)	2,148,369
2022	24,820	202,667
2023	173,067	2,140,839
2024	0	1,451,967
Thereafter	0	355,902

CORNWALL CENTRAL SCHOOL DISTRICT  
CORNWALL, NEW YORK  
NOTES TO FINANCIAL STATEMENTS  
JUNE 30, 2019

NOTE 8. PENSION PLANS. (Continued)

Actuarial Assumptions

The total ERS pension liability at March 31, 2019 was determined by using an actuarial valuation as of April 1, 2018, with update procedures used to roll forward the total pension liability to March 31, 2019. The total TRS pension liability at June 30, 2018 was determined by using an actuarial valuation as of June 30, 2017, with update procedures used to roll forward the total pension liability to June 30, 2018. These actuarial valuations used the following actuarial assumptions.

Significant actuarial assumptions used in the actuarial valuations referred to above were as follows:

	<u>ERS</u>	<u>TRS</u>										
Inflation Rate	2.5%	2.25%										
Projected Salary Increases	4.2%	Rates of increase differ based on service. They have been calculated based upon recent NYSTRS member experience.										
		<table border="0"> <thead> <tr> <th style="text-align: center;"><u>Service</u></th> <th style="text-align: center;"><u>Rate</u></th> </tr> </thead> <tbody> <tr> <td style="text-align: center;">5</td> <td style="text-align: center;">4.72%</td> </tr> <tr> <td style="text-align: center;">15</td> <td style="text-align: center;">3.46%</td> </tr> <tr> <td style="text-align: center;">25</td> <td style="text-align: center;">2.37%</td> </tr> <tr> <td style="text-align: center;">35</td> <td style="text-align: center;">1.90%</td> </tr> </tbody> </table>	<u>Service</u>	<u>Rate</u>	5	4.72%	15	3.46%	25	2.37%	35	1.90%
<u>Service</u>	<u>Rate</u>											
5	4.72%											
15	3.46%											
25	2.37%											
35	1.90%											
Projected Cost of Living Adjustments	1.3%	1.5%										
Investment Rate of Return, Including Inflation	7.0% compounded annually, net of investment expenses	7.25% compounded annually, net of pension plan investment expense										
Decrements	Developed from the Plan's 2015 experience study of the period April 1, 2010 to March 31, 2015	Based on the results of an actuarial experience study for the period July 1, 2009 to June 30, 2014.										
Mortality Improvement	Society of Actuaries Scale MP-2014	Society of Actuaries Scale MP-2014										

The long-term rate of return on pension plan investments was determined using a building block method in which best estimate ranges of expected future real rates of return (expected returns net of investment expense and inflation) are developed for each major asset class. These ranges are combined to produce the long term expected rate of return by weighting the expected future real rates of return by each the target asset allocation percentage and by adding expected inflation. Best estimates of the arithmetic real rates of return for each major asset class included in the target asset allocation are summarized below:

CORNWALL CENTRAL SCHOOL DISTRICT  
CORNWALL, NEW YORK  
NOTES TO FINANCIAL STATEMENTS  
JUNE 30, 2019

NOTE 8. PENSION PLANS. (Continued)

Actuarial Assumptions (Continued)

Measurement Date	ERS		Measurement Date	TRS	
	March 31, 2019	Long-term		June 30, 2018	Long-term
	Target	expected real		Target	expected real
	Allocation	rate of return		Allocation	rate of return*
<u>Asset Class:</u>			<u>Asset Class:</u>		
Domestic Equity	36%	4.55%	Domestic Equities	33%	5.80%
International Equity	14%	6.35%	International Equities	16%	7.30%
Private Equity	10%	7.50%	Global Equities	4%	6.70%
Real Estate	10%	5.55%	Real Estate	11%	4.90%
Absolute Return Strategies (1)	2%	3.75%	Private Equity	8%	8.90%
Opportunistic Portfolio	3%	5.68%	Domestic Fixed Income Securities	16%	1.30%
Real Assets	3%	5.29%	Global Fixed Income Securities	2%	0.90%
Bonds and Mortgages	17%	1.31%	Private Debt	1%	6.80%
Cash	1%	-0.25%	Real Estate Debt	7%	2.80%
Inflation-indexed bonds	4%	1.25%	High-yield Fixed Inc. Securities	1%	3.50%
			Short-term	1%	0.30%
Total	<u>100%</u>		Total	<u>100%</u>	

The real rate of return is net of the long-term inflation assumption of 2.50%.

\* Real rates of return are net of a long-term inflation assumption of 2.3%.

(1) Excludes equity-oriented and long-only funds. For investment management purposes, these funds are included in domestic equity and international equity.

Discount Rate

The discount rate used to calculate the total pension liability was 7.0% for ERS and 7.25% for TRS. The projection of cash flows used to determine the discount rate assumes that contributions from plan members will be made at the current contribution rates and that contributions from employers will be made at statutorily required rates, actuarially. Based upon the assumptions, the System's fiduciary net position was projected to be available to make all projected future benefit payments of current plan members. Therefore, the long term expected rate of return on pension plan investments was applied to all periods of projected benefit payments to determine the total pension liability.

Sensitivity of the Proportionate Share of the Net Pension Liability to the Discount Rate Assumption

The following presents the District's proportionate share of the ERS & TRS net pension liabilities calculated using the discount rates referred to above, as well as what the District's proportionate share of the net pension liability would be if it were calculated using a discount rate that is 1-percentage point lower or 1-percentage point higher than the current discount rates referred to above:

CORNWALL CENTRAL SCHOOL DISTRICT  
CORNWALL, NEW YORK  
NOTES TO FINANCIAL STATEMENTS  
JUNE 30, 2019

NOTE 8. PENSION PLANS. (Continued)

Sensitivity of the Proportionate Share of the Net Pension Liability to the Discount Rate Assumption  
(Continued)

ERS	1% Decrease (6.0%)	Current Discount (7.0%)	1% Increase (8.0%)
Employer's Proportionate Share of the Net Pension Asset (Liability)	\$ (4,849,587)	\$ (1,109,197)	\$ 2,032,996

TRS	1% Decrease (6.25%)	Current Discount (7.25%)	1% Increase (8.25%)
Employer's Proportionate Share of the Net Pension Asset (Liability)	\$ (21,958,319)	\$ 3,196,186	\$ 24,268,671

Pension Plan Fiduciary Net Position

The components of the current year net pension asset/(liability) of the employers as of the measurement dates indicated below were as follows:

Measurement Date	(Dollars in Thousands)	
	ERS March 31, 2019	TRS June 30, 2018
Employers' total pension (liability)	\$ (189,803,429)	\$ (118,107,253)
Plan net position	182,718,124	119,915,518
Employers' net pension asset/(liability)	<u>\$ (7,085,305)</u>	<u>\$ 1,808,265</u>
Ratio of plan net position to the employers' total pension liability	96.27%	101.53%

Payables to the Pension Plan

For ERS, employer contributions are paid annually in December based on the System's fiscal year which ends on March 31st. Accrued retirement contributions as of June 30, 2019 represent the projected employer contributions for the period of April 1, 2019 through June 30, 2019 based on paid ERS covered wages multiplied by the employer's contribution rate, by tier. Accrued retirement contributions as of June 30, 2019 amounted to \$183,061 of employer contributions. Employee contributions are remitted monthly.

CORNWALL CENTRAL SCHOOL DISTRICT  
CORNWALL, NEW YORK  
NOTES TO FINANCIAL STATEMENTS  
JUNE 30, 2019

NOTE 8. PENSION PLANS. (Continued)

Payables to the Pension Plan (Continued)

For TRS, employer and employee contributions for the fiscal year ended June 30, 2019 are paid to the System in September, October and November 2019 through state aid intercept. Accrued retirement contributions as of June 30, 2019 represent employee and employer contributions for the fiscal year ended June 30, 2019. Employer contributions are based on paid TRS covered wages multiplied by the employer's contribution rate, by tier. Accrued retirement contributions as of June 30, 2019 amounted to \$3,257,520.

NOTE 9. INTERFUND BALANCES AND ACTIVITY.

Interfund balances and activity for the fiscal year ended June 30, 2019, were as follows:

	Interfund		Interfund	
	Receivable	Payable	Revenues	Expenditures
General Fund	\$ 971,502	\$ 0	\$ 0	\$ 567,815
Special Aid Fund	0	837,855	212,815	0
School Lunch Fund	0	26,647	0	0
Capital Fund	0	352	355,000	0
Total Governmental Activities	971,502	864,854	567,815	567,815
Fiduciary Agency Fund	0	106,648	0	0
Totals	<u>\$ 971,502</u>	<u>\$ 971,502</u>	<u>\$ 567,815</u>	<u>\$ 567,815</u>

Interfund receivables and payables, other than between governmental activities and fiduciary funds, are eliminated on the Statement of Net Position. The District typically loans resources between funds for the purpose of mitigating the effects of transient cash flow issues. All interfund payables are expected to be repaid within one year.

The District typically transfers from the General Fund to the Special Aid Fund to fund the portion of the Summer Handicapped Program not funded by aid from New York State.

NOTE 10. OTHER POSTEMPLOYMENT BENEFITS.

General Information about the OPEB Plan

Plan Description – The District's defined benefit OPEB plan ("the District's OPEB plan"), provides OPEB for eligible retired employees, their spouses and their dependent children. The District's OPEB plan is a single-employer defined benefit OPEB plan administered by the District based on employment contracts. As these employment contracts are renegotiated, eligibility and benefits may change over time. No assets are accumulated in a trust that meets the criteria in paragraph 4 of GASB Statement 75.

CORNWALL CENTRAL SCHOOL DISTRICT  
CORNWALL, NEW YORK  
NOTES TO FINANCIAL STATEMENTS  
JUNE 30, 2019

NOTE 10. OTHER POSTEMPLOYMENT BENEFITS. (Continued)

General Information about the OPEB Plan (Continued)

Benefits Provided – The District’s OPEB plan subsidizes the cost of healthcare eligible retired employees, their spouses and their dependent children. They are eligible for lifetime postretirement benefits if the employee has worked for the District for at least five years and is 55 years of age or older. The District reimburses the cost of Medicare Part B premiums to both retirees and covered spouses. Surviving spouses do not receive any reimbursement.

The District contributes 75% of the cost of health insurance for qualified retirees and 50% of the cost of their dependents. The method used for this calculation is 75% of single coverage and 50% of the difference between single and family coverage

Upon the death of the retiree, surviving spouses will contribute 100% of the cost of the blended premium.

Employees Covered by Benefit Terms – At July 1, 2018, the following employees were covered by the benefit terms:

Inactive employees or beneficiaries currently receiving benefit payments	218
Active employees	<u>411</u>
Total Employees Covered by Benefit Terms	<u><u>629</u></u>

Total OPEB Liability

The District’s total OPEB liability of \$92,598,383 was measured as of June 30, 2018, and was determined by an actuarial valuation as of July 1, 2018, with update procedures used to roll forward the actuarial accrued liability to June 30, 2018.

Actuarial Assumptions and Other Inputs – The total OPEB liability in the July 1, 2018 actuarial valuation was determined using the following actuarial assumptions and other inputs, applied to all periods included in the measurement, unless otherwise specified:



CORNWALL CENTRAL SCHOOL DISTRICT  
CORNWALL, NEW YORK  
NOTES TO FINANCIAL STATEMENTS  
JUNE 30, 2019

NOTE 10. OTHER POSTEMPLOYMENT BENEFITS. (Continued)

Total OPEB Liability (Continued)

Inflation Rate	2.5%
Discount Rate	3.87%
Healthcare Cost Trend Rates	<p>Pre-65: 7.50% for 2018, decreasing to an ultimate rate of 4.50% for 2027 and later years</p> <p>Post-65: 8.35% for 2018, decreasing to an ultimate rate of 4.50% for 2027 and later years</p>
Current Retirees' Share of Benefit Related Costs	<p>Retirees pay 25% of the cost of single coverage and 50% of the difference between single and family coverage. Surviving spouse pay 100% of the cost of the Blended Premium.</p>
Future Retirees' Share of Benefit Related Costs	<p>Retirees pay 25% of the cost of single coverage and 50% of the difference between single and family coverage. Surviving spouse pay 100% of the cost of the Blended Premium.</p>

The discount rate was based on a review of the yield derived from the Bond Buyer 20 General Obligation Index.

Mortality rates were based on the SOA PUB-2010 Headcount Weighted Mortality Table projected generationally with adjustments for mortality improvements based on the SOA Scale MP-2018 varying based on Bargaining Unit Classification.

The actuarial assumptions used in the July 1, 2018 valuation were based on the results of an actuarial experience study for the period January 1, 2013 – December 31, 2015.

CORNWALL CENTRAL SCHOOL DISTRICT  
CORNWALL, NEW YORK  
NOTES TO FINANCIAL STATEMENTS  
JUNE 30, 2019

NOTE 10. OTHER POSTEMPLOYMENT BENEFITS. (Continued)

Changes in the Total OPEB Liability

Balance at June 30, 2018	<u>\$ 93,120,708</u>
<u>Changes for the Year:</u>	
Service cost	4,084,407
Interest	3,449,701
Differences between expected and actual experience	478,132
Changes in assumptions or other inputs	(6,830,073)
Benefit payments	<u>(1,704,492)</u>
Net Changes	<u>(522,325)</u>
 Balance at June 30, 2019	 <u><u>\$ 92,598,383</u></u>

Sensitivity of the Total OPEB Liability to Changes in the Discount Rate – The following presents the total OPEB liability of the District, as well as what the District’s total OPEB liability would be if it were calculated using a discount rate that is 1 percentage point lower (2.58 percent) or 1 percentage point higher (4.58 percent) than the current discount rate:

	<u>1%</u> <u>Decrease</u> <u>(2.87%)</u>	<u>Current</u> <u>Discount Rate</u> <u>(3.87%)</u>	<u>1%</u> <u>Increase</u> <u>(4.87%)</u>
Total OPEB Liability	\$ 110,587,648	\$ 92,598,383	\$ 78,420,552

Sensitivity of the Total OPEB Liability to Changes in the Healthcare Cost Trend Rates – The following presents the total OPEB liability of the District, as well as what the District’s total OPEB liability would be if it were calculated using healthcare cost trend rates that are 1 percentage point lower or 1 percentage point higher than the current healthcare cost trend rate:

	<u>1%</u> <u>Decrease</u>	<u>Current Health Care</u> <u>Cost Trend Rates</u>	<u>1%</u> <u>Increase</u>
Total OPEB Liability	\$ 76,580,952	\$ 92,598,383	\$ 113,632,441

OPEB Expense and Deferred Outflows of Resources and Deferred Inflows of Resources Related to OPEB

For the year ended June 30, 2019, the District recognized OPEB expense of \$5,103,895. At June 30, 2019, the District reported deferred outflows of resources and deferred inflows of resources related to OPEB from the following sources:

CORNWALL CENTRAL SCHOOL DISTRICT  
CORNWALL, NEW YORK  
NOTES TO FINANCIAL STATEMENTS  
JUNE 30, 2019

NOTE 10. OTHER POSTEMPLOYMENT BENEFITS. (Continued)

OPEB Expense and Deferred Outflows of Resources and Deferred Inflows of Resources Related to OPEB (Continued)

	<u>Deferred Outflows of Resources</u>	<u>Deferred Inflows of Resources</u>
Differences between expected and actual experience	\$ 420,036	\$ 0
Changes of assumptions or other inputs	0	16,332,065
District's contributions subsequent to the measurement date	<u>1,898,116</u>	<u>0</u>
Total	<u>\$ 2,318,152</u>	<u>\$ 16,332,065</u>

District contributions subsequent to the measurement date will be recognized as a reduction of the OPEB liability in the fiscal year ended June 30, 2020. Other amounts reported as deferred outflows of resources and deferred inflows of resources related to OPEB will be recognized in OPEB expense as follows:

<u>Fiscal Year Ending June 30,</u>	<u>Amount</u>
2020	\$ (2,430,213)
2021	(2,430,213)
2022	(2,430,213)
2023	(2,430,213)
2024	(2,430,213)
Thereafter	(3,760,964)

NOTE 11. RISK MANAGEMENT.

General Information

The District is exposed to various risks of loss related to torts, theft, damage, injuries, errors and omissions, natural disasters, and other risks. These risks are covered by commercial insurance purchased from independent third parties. Settled claims from these risks have not exceeded commercial insurance coverage for the past three years.

Consortiums

The District participates in Orange/Ulster School District Health Insurance Plan, a non-risk-retained public entity risk pool for its employee health and accident insurance coverage. The pool is operated for the benefit of 19 individual governmental units located within the pool's geographic area, and is considered a self-sustaining risk pool. The District has essentially transferred all related risk to the pool.

CORNWALL CENTRAL SCHOOL DISTRICT  
CORNWALL, NEW YORK  
NOTES TO FINANCIAL STATEMENTS  
JUNE 30, 2019

NOTE 11. RISK MANAGEMENT. (Continued)

Consortiums (Continued)

The District participates with 16 other school districts, Orange/Ulster BOCES and Ulster BOCES in the Orange/Ulster School District Workers Compensation Self-Insurance Plan, a risk-sharing pool, to insure workers' compensation claims. This is a public entity risk pool created under Article 5 of the Workers' Compensation Law, to finance liability and risks related to workers' compensation claims. Entities joining the plan must remain members for a minimum of five years; a member may withdraw from the plan after that time by providing 180 days written notice. Plan members are subject to a supplemental assessment in the event of deficiencies. If the plan's assets were to be exhausted, members would be responsible for the plan's liabilities.

NOTE 12. COMMITMENTS AND CONTINGENCIES.

The District has received grants, which are subject to audit by agencies of the state and federal governments. Such audits may result in disallowances and a request for a return of funds. Based on prior years' experience, the District's administration believes disallowances, if any, will be immaterial.

NOTE 13. ENCUMBRANCES.

Encumbrances represent contracts, purchase orders, payroll commitments, tax payables, or legal penalties that are chargeable to an account. They cease to be encumbrances when paid or when the actual liability amount is determined and recorded as an expenditure. As discussed in Note 1, encumbrance accounting is utilized to the extent necessary to assure effective budgetary control and accountability and to facilitate effective cash planning and control. At June 30, 2019 the amount of encumbrances expected to be honored upon performance by the vendor in the subsequent year were as follows:

General Fund	\$ 505,322
Special Aid Fund	<u>33,902</u>
Total Encumbrances	<u><u>\$ 539,224</u></u>

NOTE 14. SUBSEQUENT EVENTS.

The District has evaluated subsequent events through September 30, 2019 the date that the financial statements were available to be issued. No significant subsequent events have been identified that would require adjustment of or disclosure in the accompanying financial statements.

CORNWALL CENTRAL SCHOOL DISTRICT  
CORNWALL, NEW YORK  
SCHEDULE OF CHANGES IN THE DISTRICT'S TOTAL OPEB LIABILITY AND RELATED RATIOS  
FOR THE YEAR ENDED JUNE 30, 2019

	<u>06/30/18</u>	<u>06/30/17</u>
<u>Total OPEB Liability</u>		
Service cost	\$ 4,084,407	\$ 4,913,950
Interest	3,449,701	2,982,018
Differences between expected and actual experience	478,132	0
Changes in assumptions or other inputs	(6,830,073)	(13,648,710)
Benefit payments	<u>(1,704,492)</u>	<u>(1,677,865)</u>
Net change in total OPEB liability	(522,325)	(7,430,607)
Total OPEB liability-beginning	<u>93,120,708</u>	<u>100,551,315</u>
Total OPEB liability-ending	<u>\$92,598,383</u>	<u>\$93,120,708</u>
Covered-employee payroll	\$32,747,113	\$31,509,267
Total OPEB liability as a percentage of covered-employee payroll	282.77%	295.53%

Notes to Schedule:

No assets are accumulated in a trust that meets the criteria in paragraph 4 of GASB Statement 75 to pay related benefits.

*Changes of assumptions.* Changes of assumptions and other inputs reflect the effects of changes in the discount rate each period. The following are the discount rates used in each period.

06/30/18	3.87%
06/30/17	3.58%
06/30/16	2.85%

Underlying claims were updated to reflect the most recent claims experience for the 6/30/18 period.

For the 6/30/18 period, the mortality assumption was updated from the RP-2014 Combined Healthy Generational Mortality Table with projection scale MP-2016 from the Central Year to the PUB-2010 Headcount Weighted Mortality Table with projection scale MP-2018 varying based on Bargaining Unit Classification.

For the 6/30/18 period, the salary scale was updated to service-based tables from ERS and TRS.

For the 6/30/18 period, health care cost trends rates were updated based on national average information from a variety of sources, including S&P Healthcare Economic Index, NHCE data, plan renewal data, and vendor Rx reports, with adjustments based on provisions of the benefits sponsored by the Cornwall Central School District.

\* GASB 75 requires that the past 10 years of information be presented. Due to the fact that this statement was implemented for the year ended June 30, 2018, prior year information is not available for 10 years. The data will be accumulated over time and presented according to GASB 75.

See paragraph on supplementary schedules included in auditor's report.

CORNWALL CENTRAL SCHOOL DISTRICT  
CORNWALL, NEW YORK  
SCHEDULE OF REVENUES, EXPENDITURES AND CHANGES IN FUND BALANCE - BUDGET AND ACTUAL - GENERAL FUND  
FOR THE YEAR ENDED JUNE 30, 2019

	<u>ORIGINAL BUDGET</u>	<u>FINAL BUDGET</u>	<u>CURRENT YEAR'S REVENUES</u>	<u>OVER (UNDER) FINAL BUDGET</u>
<u>REVENUES</u>				
LOCAL SOURCES:				
Real Property Taxes	\$ 48,351,431	\$ 48,351,431	\$ 44,537,113	\$ (3,814,318)
Other Tax Items	80,000	80,000	3,897,365	3,817,365
Charges for Services	158,722	158,722	290,084	131,362
Use of Money & Property	232,597	232,597	271,954	39,357
Miscellaneous	95,000	283,607	536,056	252,449
STATE SOURCES	20,157,396	20,157,396	20,615,508	458,112
FEDERAL SOURCES	<u>0</u>	<u>0</u>	<u>6,949</u>	<u>6,949</u>
TOTAL REVENUES	69,075,146	69,263,753	<u>70,155,029</u>	<u>\$ 891,276</u>
APPROPRIATED FUND BALANCE	<u>2,809,426</u>	<u>2,895,011</u>		
TOTAL REVENUES & APPROPRIATED FUND BALANCE	<u>\$ 71,884,572</u>	<u>\$ 72,158,764</u>		

See paragraph on supplementary schedules included in auditor's report.

CORNWALL CENTRAL SCHOOL DISTRICT  
CORNWALL, NEW YORK  
SCHEDULE OF REVENUES, EXPENDITURES AND CHANGES IN FUND BALANCE - BUDGET AND ACTUAL - GENERAL FUND (CONTINUED)  
FOR THE YEAR ENDED JUNE 30, 2019

<u>EXPENDITURES</u>	<u>ORIGINAL BUDGET</u>	<u>FINAL BUDGET</u>	<u>CURRENT YEAR'S EXPENDITURES</u>	<u>ENCUMBRANCES</u>	<u>UNENCUMBERED BALANCE</u>
<b>GENERAL SUPPORT:</b>					
Board of Education	\$ 70,334	\$ 55,821	\$ 45,061	\$ 720	\$ 10,040
Central Administration	319,096	322,257	320,865	267	1,125
Finance	554,069	582,350	572,102	287	9,961
Staff	238,506	294,990	282,164	0	12,826
Central Services	4,947,371	4,985,276	4,173,507	143,406	668,363
Special Items	806,245	895,091	834,367	0	60,724
<b>INSTRUCTIONAL:</b>					
Instruction, Administration & Improvement	2,797,140	2,540,215	2,396,026	439	143,750
Teaching - Regular School	20,669,336	20,470,164	20,186,424	57,135	226,605
Programs for Children with Handicapping Conditions	10,429,879	10,374,320	9,673,202	23,888	677,230
Occupational Education	844,706	725,808	720,506	0	5,302
Teaching - Special Schools	63,085	63,085	56,491	0	6,594
Instructional Media	1,852,102	2,224,709	1,839,553	257,829	127,327
Pupil Services	3,332,239	3,626,695	3,490,347	20,958	115,390
PUPIL TRANSPORTATION	3,775,694	3,820,804	3,765,525	1	55,278
COMMUNITY SERVICES	21,206	29,615	28,055	0	1,560
EMPLOYEE BENEFITS	16,952,520	16,919,653	15,709,028	392	1,210,233
<b>DEBT SERVICE:</b>					
Debt Service - Principal	2,462,187	2,462,187	2,454,209	0	7,978
Debt Service - Interest	1,181,042	1,197,909	1,197,909	0	0
<b>TOTAL EXPENDITURES</b>	<b>71,316,757</b>	<b>71,590,949</b>	<b>67,745,341</b>	<b>505,322</b>	<b>3,340,286</b>
<b>OTHER USES:</b>					
Operating Transfers Out	567,815	567,815	567,815	0	0
<b>TOTAL EXPENDITURES &amp; OTHER USES</b>	<b>\$ 71,884,572</b>	<b>\$ 72,158,764</b>	<b>68,313,156</b>	<b>\$ 505,322</b>	<b>\$ 3,340,286</b>
<b>NET CHANGE IN FUND BALANCE</b>			<b>\$ 1,841,873</b>		

See paragraph on supplementary schedules included in auditor's report.

CORNWALL CENTRAL SCHOOL DISTRICT  
CORNWALL, NEW YORK  
SCHEDULE OF THE DISTRICT'S PROPORTIONATE  
SHARE OF THE NET PENSION LIABILITY  
FOR THE YEAR ENDED JUNE 30, 2019

	NYSERS Pension Plan Last 10 Fiscal Years*					
	<u>03/31/19</u>	<u>03/31/18</u>	<u>03/31/17</u>	<u>03/31/16</u>	<u>03/31/15</u>	<u>03/31/14</u>
District's proportion of the net pension asset/(liability)	0.0156549%	0.0158077%	0.0157634%	0.0160555%	0.0165433%	0.0165433%
District's proportionate share of the net pension asset/(liability)	\$ (1,109,197)	\$ (510,185)	\$ (1,481,161)	\$ (2,576,951)	\$ (558,873)	\$ (747,568)
District's covered-employee payroll	\$ 5,147,400	\$ 4,990,555	\$ 4,827,988	\$ 4,501,460	\$ 4,493,301	\$ 4,445,178
District's proportionate share of the net pension asset/(liability) as a percentage of its covered-employee payroll	-21.55%	-10.22%	-30.68%	-57.25%	-12.44%	-16.82%
Plan fiduciary net position as a percentage of the total pension liability	96.27%	98.24%	94.70%	90.68%	97.95%	97.15%
	NYSTRS Pension Plan Last 10 Fiscal Years*					
	<u>06/30/18</u>	<u>06/30/17</u>	<u>06/30/16</u>	<u>06/30/15</u>	<u>06/30/14</u>	<u>06/30/13</u>
District's proportion of the net pension asset/(liability)	0.176754%	0.178511%	0.176887%	0.176467%	0.171415%	0.168490%
District's proportionate share of the net pension asset/(liability)	\$ 3,196,186	\$ 1,356,865	\$ (1,894,530)	\$ 18,329,335	\$ 19,094,561	\$ 1,109,091
District's covered-employee payroll	\$ 28,791,306	\$ 28,288,191	\$ 27,295,393	\$ 26,507,792	\$ 25,320,663	\$ 24,680,127
District's proportionate share of the net pension asset/(liability) as a percentage of its covered-employee payroll	11.10%	4.80%	-6.94%	69.15%	75.41%	4.49%
Plan fiduciary net position as a percentage of the total pension liability	101.53%	100.66%	99.01%	110.46%	111.48%	100.70%

\* GASB 68 requires that the past 10 years of information be presented. Due to the fact that this statement was implemented for the year ended June 30, 2015, prior year information is not available for 10 years. The data will be accumulated over time and presented according to GASB 68.

See paragraph on supplementary schedules included in auditor's report.



CORNWALL CENTRAL SCHOOL DISTRICT  
CORNWALL, NEW YORK  
SCHEDULE OF DISTRICT CONTRIBUTIONS  
FOR THE YEAR ENDED JUNE 30, 2019

NYSERS Pension Plan Last 10 Fiscal Years*						
	<u>03/31/19</u>	<u>03/31/18</u>	<u>03/31/17</u>	<u>03/31/16</u>	<u>03/31/15</u>	<u>03/31/14</u>
Contractually required contribution	\$ 739,369	\$ 730,751	\$ 702,346	\$ 835,743	\$ 919,469	\$ 954,639
Contributions in relation to the contractually required contribution	<u>739,369</u>	<u>730,751</u>	<u>702,346</u>	<u>835,743</u>	<u>919,469</u>	<u>954,639</u>
Contribution deficiency (excess)	<u>\$ 0</u>	<u>\$ 0</u>	<u>\$ 0</u>	<u>\$ 0</u>	<u>\$ 0</u>	<u>\$ 0</u>
Covered-employee payroll	\$ 5,147,400	\$ 4,990,555	\$ 4,827,988	\$ 4,501,460	\$ 4,493,301	\$ 4,445,178
Contributions as a percentage of its covered-employee payroll	14.36%	14.64%	14.55%	18.57%	20.46%	21.48%
NYSTRS Pension Plan Last 10 Fiscal Years*						
	<u>06/30/18</u>	<u>06/30/17</u>	<u>06/30/16</u>	<u>06/30/15</u>	<u>06/30/14</u>	<u>06/30/13</u>
Contractually required contribution	\$ 2,821,548	\$ 3,315,376	\$ 3,619,369	\$ 4,646,816	\$ 4,114,608	\$ 2,922,127
Contributions in relation to the contractually required contribution	<u>2,821,548</u>	<u>3,315,376</u>	<u>3,619,369</u>	<u>4,646,816</u>	<u>4,114,608</u>	<u>2,922,127</u>
Contribution deficiency (excess)	<u>\$ 0</u>	<u>\$ 0</u>	<u>\$ 0</u>	<u>\$ 0</u>	<u>\$ 0</u>	<u>\$ 0</u>
Covered-employee payroll	\$28,791,306	\$28,288,191	\$27,295,393	\$26,507,792	\$25,320,663	\$24,680,127
Contributions as a percentage of its covered-employee payroll	9.80%	11.72%	13.26%	17.53%	16.25%	11.84%

\* GASB 68 requires that the past 10 years of information be presented. Due to the fact that this statement was implemented for the year ended June 30, 2015, prior year information is not available for 10 years. The data will be accumulated over time and presented according to GASB 68.

See paragraph on supplementary schedules included in auditor's report.

CORNWALL CENTRAL SCHOOL DISTRICT  
CORNWALL, NEW YORK  
SCHEDULE OF CHANGE FROM ADOPTED BUDGET TO FINAL BUDGET  
AND THE REAL PROPERTY TAX LIMIT - GENERAL FUND  
FOR THE YEAR ENDED JUNE 30, 2019

CHANGE FROM ADOPTED TO FINAL BUDGET

ADOPTED BUDGET	\$ 71,475,146
ADDITIONS:	
Encumbrances from Prior Year	409,426
ORIGINAL BUDGET	71,884,572
BUDGET REVISIONS:	
Budget Amendments for Donations and Summer Camp Instruction	10,609
Budget Amendments for Tax Certiorari Judgements General Support	85,585
Budget Amendment for Insurance Recovery Instruction	177,998
FINAL BUDGET	\$ 72,158,764

SECTION 1318 OF REAL PROPERTY TAX LAW LIMIT CALCULATION

2019-2020 Voter-approved expenditure budget	
Maximum allowed (4% of 2019-2020 budget of \$73,527,347)	\$ 2,941,094
General Fund Fund Balance Subject to Section 1318 of Real Property Tax Law	
Unrestricted Fund Balance:	
Assigned Fund Balance	\$ 2,905,322
Unassigned Fund Balance	2,941,412
Total Unrestricted Fund Balance	5,846,734
Less:	
Appropriated Fund Balance	2,400,000
Encumbrances included in Committed and Assigned Fund Balance	505,322
Total Adjustments	2,905,322
General Fund Fund Balance Subject to Section 1318 of Real Property Tax Law	\$ 2,941,412
Actual Percentage	4.00%

See paragraph on supplementary schedules included in auditor's report.

CORNWALL CENTRAL SCHOOL DISTRICT  
CORNWALL, NEW YORK  
SCHEDULE OF CAPITAL PROJECTS FUND - PROJECT EXPENDITURES AND FINANCING RESOURCES  
FOR THE YEAR ENDED JUNE 30, 2019

	ORIGINAL APPROPRIATION	REVISED APPROPRIATION	EXPENDITURES TO DATE			UNEXPENDED BALANCE	METHODS OF FINANCING			FUND BALANCE JUNE 30, 2019
			PRIOR YEARS	CURRENT YEAR	TOTAL		PROCEEDS FROM DEBT	LOCAL SOURCES	TOTAL	
District-Wide Project, 15-16	\$ 365,500	\$ 456,500	\$ 456,414	\$ 86	\$ 456,500	\$ 0	\$ 0	\$ 456,500	\$ 456,500	\$ 0
District-Wide Project, 16-17	365,000	365,000	48,123	316,877	365,000	0	0	365,000	365,000	0
District-Wide Project, 17-18	355,000	355,000	38,232	316,768	355,000	0	0	355,000	355,000	0
District-Wide Project, 18-19	355,000	355,000	0	122,425	122,425	232,575	0	355,000	355,000	232,575
	<u>\$ 1,440,500</u>	<u>\$ 1,531,500</u>	<u>\$ 542,769</u>	<u>\$ 756,156</u>	<u>\$1,298,925</u>	<u>\$ 232,575</u>	<u>\$ 0</u>	<u>\$1,531,500</u>	<u>\$1,531,500</u>	<u>\$ 232,575</u>

See paragraph on supplementary schedules included in auditor's report.

CORNWALL CENTRAL SCHOOL DISTRICT  
CORNWALL, NEW YORK  
NET INVESTMENT IN CAPITAL ASSETS  
FOR THE YEAR ENDED JUNE 30, 2019

NON-DEPRECIABLE CAPITAL ASSETS		\$ 1,776,500
CAPITAL ASSETS, NET		41,979,568
ADDITIONS:		
Deferred Amount on Refunding		2,067,711
DEDUCTIONS:		
Short-term Portion of Bonds Payable (including an unamortized bond premium of \$189,384)	\$ 2,449,384	
Long-term Portion of Bonds Payable (including an unamortized bond premium of \$1,751,800)	27,506,800	
Short-term Portion of Installment Purchase Debt	281,805	
Long-term Portion of Installment Purchase Debt	<u>3,469,785</u>	
Total Deductions		<u>(33,707,774)</u>
NET INVESTMENT IN CAPITAL ASSETS		<u><u>\$ 12,116,005</u></u>

See paragraph on supplementary schedules included in auditor's report.



**Nugent & Haeussler, P.C.**  
CERTIFIED PUBLIC ACCOUNTANTS  
ESTABLISHED 1925

101 Bracken Road  
Montgomery, New York 12549  
Tel (845) 457-1100  
Fax (845) 457-1160  
e-mail: nh@nhcpas.com

INDEPENDENT AUDITOR'S REPORT ON INTERNAL  
CONTROL OVER FINANCIAL REPORTING AND ON  
COMPLIANCE AND OTHER MATTERS BASED ON AN AUDIT  
OF THE FINANCIAL STATEMENTS PERFORMED IN  
ACCORDANCE WITH GOVERNMENT AUDITING STANDARDS

Peter J. Bullis, CPA, FACFEI, DABFA  
Norman M. Sassi, CPA  
Christopher E. Melley, CPA  
Gary C. Theodore, CPA  
Julia R. Fraino, CPA  
William T. Trainor, CPA  
Mark M. Levy, CPA, CFP  
Thomas R. Busse, Jr., CPA  
Brent T. Napoleon, CPA  
Jennifer L. Capicchioni, CPA  
Patrick M. Bullis, CPA  
Justin B. Wood, CPA

Richard P. Capicchioni, CPA  
Walter J. Jung, CPA  
Jennifer A. Traverse, CPA

To the President and Members  
of the Board of Education of the  
Cornwall Central School District  
Cornwall, New York

We have audited, in accordance with the auditing standards generally accepted in the United States of America and the standards applicable to financial audits contained in *Government Auditing Standards* issued by the Comptroller General of the United States, the financial statements of the governmental activities, each major fund, and the fiduciary funds of Cornwall Central School District, as of and for the year ended June 30, 2019, and the related notes to the financial statements, which collectively comprise the Cornwall Central School District's basic financial statements and have issued our report thereon dated September 30, 2019.

### **Internal Control over Financial Reporting**

In planning and performing our audit of the financial statements, we considered Cornwall Central School District's internal control over financial reporting (internal control) to determine the audit procedures that are appropriate in the circumstances for the purpose of expressing our opinions on the financial statements, but not for the purpose of expressing an opinion on the effectiveness of Cornwall Central School District's internal control. Accordingly, we do not express an opinion on the effectiveness of Cornwall Central School District's internal control.

*A deficiency in internal control* exists when the design or operation of a control does not allow management or employees, in the normal course of performing their assigned functions, to prevent, or detect and correct misstatements on a timely basis. *A material weakness* is a deficiency, or a combination of deficiencies, in internal control such that there is a reasonable possibility that a material misstatement of the entity's financial statements will not be prevented, or detected and corrected on a timely basis. *A significant deficiency* is a deficiency, or a combination of deficiencies, in internal control that is less severe than a material weakness, yet important enough to merit attention by those charged with governance.

Our consideration of internal control was for the limited purpose described in the first paragraph of this section and was not designed to identify all deficiencies in internal control that might be material weaknesses or, significant deficiencies. Given these limitations, during our audit we did not identify any deficiencies in internal control that we considered to be material weaknesses. However, material weaknesses may exist that have not been identified.

### **Compliance and Other Matters**

As part of obtaining reasonable assurance about whether Cornwall Central School District's financial statements are free from material misstatement, we performed tests of its compliance with certain provisions of laws, regulations, contracts, and grant agreements, noncompliance with which could have a direct and material effect on the determination of financial statement amounts. However, providing an opinion on compliance with those provisions was not an objective of our audit, and accordingly, we do not express such an opinion. The results of our tests disclosed no instances of noncompliance or other matters that are required to be reported under *Government Auditing Standards*.

### **Purpose of this Report**

The purpose of this report is solely to describe the scope of our testing of internal control and compliance and the results of that testing, and not to provide an opinion on the effectiveness of the entity's internal control or on compliance. This report is an integral part of an audit performed in accordance with *Government Auditing Standards* in considering the entity's internal control and compliance. Accordingly, this communication is not suitable for any other purpose.

*Jugent + Hausler, P.C.*

Montgomery, New York  
September 30, 2019



**Nugent & Haeussler, P.C.**  
CERTIFIED PUBLIC ACCOUNTANTS  
ESTABLISHED 1925

101 Bracken Road  
Montgomery, New York 12549  
Tel (845) 457-1100  
Fax (845) 457-1160  
e-mail: nh@nhcpas.com

Peter J. Bullis, CPA, FACFEI, DABFA  
Norman M. Sassi, CPA  
Christopher E. Melley, CPA  
Gary C. Theodore, CPA  
Julia R. Fraino, CPA  
William T. Trainor, CPA  
Mark M. Levy, CPA, CFP  
Thomas R. Busse, Jr., CPA  
Brent T. Napoleon, CPA  
Jennifer L. Capicchioni, CPA  
Patrick M. Bullis, CPA  
Justin B. Wood, CPA

Richard P. Capicchioni, CPA  
Walter J. Jung, CPA  
Jennifer A. Traverse, CPA

INDEPENDENT AUDITOR'S REPORT ON COMPLIANCE  
FOR EACH MAJOR PROGRAM AND ON INTERNAL CONTROL  
OVER COMPLIANCE REQUIRED BY THE UNIFORM GUIDANCE

To the President and Members  
of the Board of Education of the  
Cornwall Central School District  
Cornwall, New York

**Report on Compliance for Each Major Federal Program**

We have audited Cornwall Central School District's compliance with the types of compliance requirements described in the *OMB Compliance Supplement* that could have a direct and material effect on each of Cornwall Central School District's major federal programs for the year ended June 30, 2019. Cornwall Central School District's major federal programs are identified in the summary of auditor's results section of the accompanying schedule of findings and questioned costs.

**Management's Responsibility**

Management is responsible for compliance with federal statutes, regulations, and the terms and conditions of its federal awards applicable to its federal programs.

**Auditor's Responsibility**

Our responsibility is to express an opinion on compliance for each of Cornwall Central School District's major federal programs based on our audit of the types of compliance requirements referred to above. We conducted our audit of compliance in accordance with auditing standards generally accepted in the United States of America; the standards applicable to financial audits contained in *Government Auditing Standards*, issued by the Comptroller General of the United States; and the audit requirements of Title 2 U.S. *Code of Federal Regulations* Part 200, *Uniform Administrative Requirements, Cost Principles, and Audit Requirements for Federal Awards* (Uniform Guidance). Those standards and the Uniform Guidance require that we plan and perform the audit to obtain reasonable assurance about whether noncompliance with the types of compliance requirements referred to above that could have a direct and material effect on a major federal program occurred. An audit includes examining, on a test basis, evidence about Cornwall Central School District's compliance with those requirements and performing such other procedures as we considered necessary in the circumstances.

We believe that our audit provides a reasonable basis for our opinion on compliance for each major federal program. However, our audit does not provide a legal determination of Cornwall Central School District's compliance.

### **Opinion on Each Major Federal Program**

In our opinion, Cornwall Central School District, complied, in all material respects, with the types of compliance requirements referred to above that could have a direct and material effect on each of its major federal programs for the year ended June 30, 2019.

### **Report on Internal Control over Compliance**

Management of Cornwall Central School District is responsible for establishing and maintaining effective internal control over compliance with the types of compliance requirements referred to above. In planning and performing our audit of compliance, we considered Cornwall Central School District's internal control over compliance with the types of requirements that could have a direct and material effect on each major federal program to determine the auditing procedures that are appropriate in the circumstances for the purpose of expressing an opinion on compliance for each major federal program and to test and report on internal control over compliance in accordance with the Uniform Guidance, but not for the purpose of expressing an opinion on the effectiveness of internal control over compliance. Accordingly, we do not express an opinion on the effectiveness of Cornwall Central School District's internal control over compliance.

*A deficiency in internal control over compliance* exists when the design or operation of a control over compliance does not allow management or employees, in the normal course of performing their assigned functions, to prevent, or detect and correct, noncompliance with a type of compliance requirement of a federal program on a timely basis. *A material weakness in internal control over compliance* is a deficiency, or combination of deficiencies, in internal control over compliance, such that there is a reasonable possibility that material noncompliance with a type of compliance requirement of a federal program will not be prevented, or detected and corrected, on a timely basis. *A significant deficiency in internal control over compliance* is a deficiency, or a combination of deficiencies, in internal control over compliance with a type of compliance requirement of a federal program that is less severe than a material weakness in internal control over compliance, yet important enough to merit attention by those charged with governance.

Our consideration of internal control over compliance was for the limited purpose described in the first paragraph of this section and was not designed to identify all deficiencies in internal control over compliance that might be material weaknesses or significant deficiencies. We did not identify any deficiencies in internal control over compliance that we consider to be material weaknesses. However, material weaknesses may exist that have not been identified.

The purpose of this report on internal control over compliance is solely to describe the scope of our testing of internal control over compliance and the results of that testing based on the requirements of the Uniform Guidance. Accordingly, this report is not suitable for any other purpose.



Montgomery, New York  
September 30, 2019



CORNWALL CENTRAL SCHOOL DISTRICT  
CORNWALL, NEW YORK  
SCHEDULE OF EXPENDITURES OF FEDERAL AWARDS  
FOR THE YEAR ENDED JUNE 30, 2019

<u>FEDERAL GRANTOR/PASS-THROUGH GRANTOR/PROGRAM OR CLUSTER TITLE</u>	<u>FEDERAL CFDA NUMBER</u>	<u>PASS-THROUGH ENTITY IDENTIFYING NUMBER</u>	<u>PASSED THROUGH TO SUBRECIPIENTS</u>	<u>TOTAL FEDERAL EXPENDITURES</u>
<u>U.S. DEPARTMENT OF EDUCATION</u>				
Passed-through NYS Education Department:				
Special Education Cluster:				
IDEA - Part B, Section 611	84.027	0032-19-0678	\$ 39,312	\$ 611,182
IDEA - Part B, Section 619	84.173	0033-19-0678	7,514	18,834
Total Special Education Cluster			46,826	630,016
Title I Parts A&D, Basic Program	84.010	0021-19-2235	0	196,392
Title III Part A, English Language Acquisition	84.365	0293-19-2235	0	11,124
Title III Part A, English Language Acquisition	84.365	0293-18-2235	0	1,910
Title II Part A, Teacher & Principal Training & Recruiting	84.367	0147-19-2235	0	46,208
TOTAL U.S. DEPARTMENT OF EDUCATION			46,826	885,650
<u>U.S. DEPARTMENT OF AGRICULTURE</u>				
Passed-through NYS Education Department:				
Child Nutrition Cluster:				
Cash Assistance				
National School Breakfast Program	10.553	N/A	0	38,919
National School Lunch Program	10.555	N/A	0	283,865
Cash Assistance Subtotal			0	322,784
Non-Cash Assistance (food distribution)				
National School Lunch Program	10.555	N/A	0	78,233
TOTAL U.S. DEPT. OF AGRICULTURE, CHILD NUTRITION CLUSTER			0	401,017
TOTAL EXPENDITURES OF FEDERAL AWARDS			\$ 46,826	\$ 1,286,667

The accompanying notes are an integral part of the schedule.

CORNWALL CENTRAL SCHOOL DISTRICT  
CORNWALL, NEW YORK  
NOTES TO THE SCHEDULE OF EXPENDITURES OF FEDERAL AWARDS  
FOR THE YEAR ENDED JUNE 30, 2019

NOTE 1. BASIS OF PRESENTATION.

The accompanying schedule of expenditures of federal awards presents the activity of federal award programs administered by the District, which is described in Note 1 to the District's accompanying financial statements, using the modified accrual basis of accounting. Federal awards that are included in the schedule may be received directly from federal agencies, as well as federal awards that are passed through from other government agencies. The information is presented in accordance with the requirements of Title 2 U.S. Code of Federal Regulations, Part 200, *Uniform Administrative Requirements, Cost Principles, and Audit Requirements for Federal Awards* (Uniform Guidance). Therefore, some amounts presented in this schedule may differ from amounts presented in, or used in the preparation of, the financial statements. Because the schedule of expenditures of federal awards presents only a selected portion of the operations of the District, it is not intended to and does not present the financial position, change in net position, or cash flows of the District.

Indirect costs may be included in the reported expenditures, to the extent that they are included in the federal financial reports used as the source for the data presented. The District's policy is not to charge federal award programs with indirect costs.

Matching costs (the District's share of certain program costs) are not included in the reported expenditures. The basis of accounting varies by federal program consistent with the underlying regulations pertaining to each program. The amounts reported as federal expenditures were obtained from the federal financial reports for the applicable program and periods. The amounts reported in these reports are prepared from records maintained for each program, which are reconciled with the District's financial reporting system.

NOTE 2. NON-CASH ASSISTANCE.

The District is the recipient of a federal award program that does not result in cash receipts or disbursements. The District was granted \$78,233 of commodities under the National School Lunch Program (CFDA 10.555).

NOTE 3. OTHER DISCLOSURES.

No insurance is carried specifically to cover equipment purchased with federal funds. Any equipment purchased with federal funds has only a nominal value, and is covered by the District's casualty insurance policies.

There were no loans or loan guarantees outstanding at year-end.

CORNWALL CENTRAL SCHOOL DISTRICT  
CORNWALL, NEW YORK  
SCHEDULE OF FINDINGS AND QUESTIONED COSTS  
FOR THE YEAR ENDED JUNE 30, 2019

SECTION I - SUMMARY OF AUDITOR'S RESULTS

FINANCIAL STATEMENTS

Type of Report the Auditor Issued on Whether the Financial Statements Audited Were Presented in Accordance with GAAP: Unmodified

Internal Control over Financial Reporting:

Material weakness(es) identified? \_\_\_\_\_ Yes X No

Significant deficiency(ies) identified? \_\_\_\_\_ Yes X None Reported

Noncompliance material to financial statements noted? \_\_\_\_\_ Yes X No

FEDERAL AWARDS

Internal Control over Major Programs:

Material weakness(es) identified? \_\_\_\_\_ Yes X No

Significant deficiency(ies) identified? \_\_\_\_\_ Yes X None Reported

Type of Auditor's Opinion Issued on Compliance for Major Federal Programs: Unmodified

Any audit findings disclosed that are required to be reported in accordance with 2 CFR 200.516(a)? \_\_\_\_\_ Yes X No

IDENTIFICATION OF MAJOR FEDERAL PROGRAMS:

<u>CFDA NUMBER(S)</u>	<u>NAME OF FEDERAL PROGRAM OR CLUSTER</u>
10.553, 10.555	Child Nutrition Cluster

Dollar threshold used to distinguish between Type A and Type B programs: \$ 750,000.00

Auditee qualified as low-risk auditee? X Yes \_\_\_\_\_ No

SECTION II - FINANCIAL STATEMENT FINDINGS

There were no findings relating to the financial statements which were required to be reported.

SECTION III - FEDERAL AWARD FINDINGS AND QUESTIONED COSTS

A. Significant Deficiencies in Internal Control

There were no findings relating to the major federal awards as required to be reported in accordance with 2 CFR 200.516(a).

B. Compliance Findings

There were no findings relating to the major federal awards as required to be reported in accordance with 2 CFR 200.516(a).



**Nugent & Haeussler, P.C.**  
CERTIFIED PUBLIC ACCOUNTANTS  
ESTABLISHED 1925

101 Bracken Road  
Montgomery, New York 12549  
Tel (845) 457-1100  
Fax (845) 457-1160  
e-mail: nh@nhcpas.com

Peter J. Bullis, CPA, FACFEI, DABFA  
Norman M. Sassi, CPA  
Christopher E. Melley, CPA  
Gary C. Theodore, CPA  
Julia R. Fraino, CPA  
William T. Trainor, CPA  
Mark M. Levy, CPA, CFP  
Thomas R. Busse, Jr., CPA  
Brent T. Napoleon, CPA  
Jennifer L. Capicchioni, CPA  
Patrick M. Bullis, CPA  
Justin B. Wood, CPA

Richard P. Capicchioni, CPA  
Walter J. Jung, CPA  
Jennifer A. Traverse, CPA

## INDEPENDENT AUDITOR'S REPORT

To the President and Members  
of the Board of Education of the  
Cornwall Central School District  
Cornwall, New York

### **Report on Financial Statements**

We have audited the accompanying financial statements of the Cornwall Central School District's extraclassroom activity funds, which comprise the statement of assets, liabilities, and fund balance-cash basis as of June 30, 2019, and the related statement of receipts and disbursements-cash basis for the year then ended, and the related notes to the financial statements.

### **Management's Responsibility for the Financial Statements**

Management is responsible for the preparation and fair presentation of these financial statements in accordance with the cash basis of accounting described in Note 1; this includes determining that the cash basis of accounting is an acceptable basis for the preparation of the financial statements in the circumstances. Management is also responsible for the design, implementation, and maintenance of internal control relevant to the preparation and fair presentation of financial statements that are free from material misstatement, whether due to fraud or error.

### **Auditor's Responsibility**

Our responsibility is to express an opinion on these financial statements based on our audit. We conducted our audit in accordance with auditing standards generally accepted in the United States of America. Those standards require that we plan and perform the audit to obtain reasonable assurance about whether the financial statements are free from material misstatement.

An audit involves performing procedures to obtain audit evidence about the amounts and disclosures in the financial statements. The procedures selected depend on the auditor's judgment, including the assessment of the risks of material misstatement of the financial statements, whether due to fraud or error. In making those risk assessments, the auditor considers internal control relevant to the entity's preparation and fair presentation of the financial statements in order to design audit procedures that are appropriate in the circumstances, but not for the purpose of expressing an opinion on the effectiveness of the entity's internal control. Accordingly, we express no such opinion. An audit also includes evaluating the appropriateness of accounting policies used and the reasonableness of significant accounting estimates made by management, as well as evaluating the overall presentation of the financial statements.

We believe that the audit evidence we have obtained is sufficient and appropriate to provide a basis for our audit opinion.

To the President and Members  
of the Board of Education of the  
Cornwall Central School District

Page 2

### **Opinion**

In our opinion, the financial statements referred to in the first paragraph present fairly, in all material respects, the assets, liabilities and fund balance of the extraclassroom activity funds of the Cornwall Central School District as of June 30, 2019, and its cash receipts and cash disbursements for the year then ended, in accordance with the basis of accounting described in Note 1.

### **Basis of Accounting**

We draw your attention to Note 1 of the financial statements, which describes the basis of accounting. The financial statements are prepared on the cash basis of accounting, which is a basis of accounting other than accounting principles generally accepted in the United States of America. Our opinion is not modified with respect to that matter.

*Mugent & Hausler, P.C.*

Montgomery, New York  
September 30, 2019

CORNWALL CENTRAL SCHOOL DISTRICT  
CORNWALL, NEW YORK  
EXTRACLASSROOM ACTIVITY FUNDS  
STATEMENT OF ASSETS, LIABILITIES AND FUND BALANCE - CASH BASIS  
JUNE 30, 2019

ASSETS

Cash	\$ 160,212
------	------------

FUND BALANCE

Fund Balance, Beginning of Year	\$ 150,812
Excess of Receipts over Disbursements	<u>9,400</u>
Fund Balance, End of Year	<u>\$ 160,212</u>

See notes to financial statement.

CORNWALL CENTRAL SCHOOL DISTRICT  
CORNWALL, NEW YORK  
EXTRACLASSROOM ACTIVITY FUNDS  
SUMMARY OF RECEIPTS AND DISBURSEMENTS - CASH BASIS  
FOR THE YEAR ENDED JUNE 30, 2019

	CASH BALANCE JUNE 30, 2018	RECEIPTS	DISBURSEMENTS	CASH BALANCE JUNE 30, 2019
Class of 2018	\$ 2,085	\$ 0	\$ 2,085	\$ 0
Class of 2019	1,701	21,121	21,660	1,162
Class of 2020	304	15,802	14,377	1,729
Class of 2021	550	639	308	881
Class of 2022	0	774	0	774
Yearbook	13,085	8,135	11,529	9,691
Student Gov. Org.	28,543	10,697	8,989	30,251
National Honor Society	85	5,223	4,921	387
Drama Club	31,554	42,988	40,123	34,419
High School Band	1,952	3,734	3,154	2,532
Key Club	1,288	1,888	2,054	1,122
Environmental Club	5,903	1,546	4,405	3,044
Foreign Language Club	363	400	0	763
Concert Choir	2,576	14,091	12,665	4,002
School Store	3,194	12,056	11,697	3,553
Orchestra	3,207	3,035	3,896	2,346
Ski Club	0	0	0	0
Book Club	19	0	0	19
Art Club	310	714	382	642
GSA	323	0	0	323
SSA	3	6,574	4,932	1,645
Athletics Clubs	28,499	99,596	94,899	33,196
Middle School Clubs	25,268	23,107	20,644	27,731
	<u>\$ 150,812</u>	<u>\$ 272,120</u>	<u>\$ 262,720</u>	<u>\$ 160,212</u>

See notes to financial statement.

CORNWALL CENTRAL SCHOOL DISTRICT  
CORNWALL, NEW YORK  
EXTRACLASSROOM ACTIVITY FUNDS  
NOTES TO FINANCIAL STATEMENTS  
JUNE 30, 2019

NOTE 1. SUMMARY OF SIGNIFICANT ACCOUNTING POLICIES.

- (a) The transactions of the Extraclassroom Activity Funds are considered part of the reporting entity of Cornwall Central School District. We have included the Extraclassroom Activity Fund balances within the fiduciary funds of the financial statements. The separate audit report of the Extraclassroom Activity Funds is required due to the fact that the transactions of this fund are controlled by student management.
- (b) The books and records of Cornwall Central School District's Extraclassroom Activity Funds are maintained on the cash basis of accounting. Under this basis of accounting, revenues are recognized when cash is received and expenditures recognized when cash is disbursed.
- (c) The Extraclassroom Activity Funds are used to record the activity of all student-related activities within the District. These funds are under the control of an appointed central treasurer who maintains cash receipts and cash disbursement books. All receipts are collected by the student activity treasurer and disbursements must be approved by the student management.